

\$8.00

DAY-TO-DAY HALACHIC GUIDE

**Laws & Customs for
Festival of Pesach 5783
Year of Hakhel**

**FROM THE BADATZ
OF CROWN HEIGHTS**



0 012081 6



718.774.2770

KAMIN HEALTH
CROWN HEIGHTS URGENT CARE
 555 Lefferts Ave Brooklyn, NY 11225
 CHUC@kaminhealth.com 718.360.8074

RAPID LYME TESTING
COVID-19 TESTING
ON-SITE X-RAYS & STITCHES
SHORT WAIT TIMES

MOST INSURANCES ACCEPTED
WALK INS WELCOME
ADULTS & PEDIATRICS
NO NEED TO CHANGE PCP

WWW.KAMINHEALTH.COM



Upgrade Your Home

And Get Money Back!

Dont Miss Out! Up To 100% Rebates With National Grid
Energy Efficiency Rebates Program On Insulation Upgrade



(917)-562-9965

www.foaminsulationsolution.com
Service@foaminsulationsolution.com

SHIRT MAVENS

CORPORATE APPAREL & EMBROIDERY

718-208-0887 shirts@shirtmavens.com

Wishing all
Toshavei
Hashechuna
A Kosher &
Freilechen
Pesach!



DC LIFE & HEALTH
dchesney@gmail.com

Now Featuring a new food and wine event!

Casual dining dairy restaurant

265 Troy ave
Brooklyn NY 11213

917.633.6770
Chmzozzarella.com

Join
Davening - Shiurim - Farbrengens 24/6

Watch
770LIVE.COM 718-682-0770



BOYS & MENS CLOTHING

BOYTIQUE & CO

ESTD 2000 - NEW YORK

373 Kingston Ave. • 718-221-9939
Shop Online www.boytique.com

The Day-to-Day Halachah Guide is published by the Badatz of Crown Heights nine times annually with laws and customs to commemorate special days on the Jewish calendar.

Would you like your community to benefit from the Day-to-Day Halachah Guide year round?

Message (347) 465-7703 or email daytodayguide@gmail.com to receive discounted bulk orders by mail.

Donate today! www.daytodayguide.com

Day-to-Day Guide, c/o Badatz of Crown Heights, 390A Kingston Ave., Brooklyn NY, 11213

Updates on Badatz hours & contact info: www.chcentral.org/resources/rabbonim

Badatz Office (718) 604-8000

Halachic Q's answered in a timely fashion: www.asktherav.com

Under the auspices of Horav Yosef Yeshaya Braun, shlitza
Member of the Badatz of Crown Heights

B"H

DAY-TO-DAY HALACHIC GUIDE

**Laws & Customs for the
Festival of Pesach 5783
Year of Hakhel**

By

Horav Yosef Yeshaya Braun, shlita
member of the Badatz of Crown Heights

Simchas threefold!

The Editors of the Day-to-Day Halachah Guide wish a hearty

Mazal Tov to our dear Rav,

Esteemed member of the Badatz of Crown Heights

Rabbi Y.Y. Braun and Rebbetzin Braun

on the occasions of:

His birthday

on 4 Nissan

The bar mitzvah of his son, **Shimon**, *sheyichye*,

on 5 Nissan

The marriage of his son, **Menachem Mendel**, *sheyichye*, to

Chaya Mushka, *shetichye*, Cohen

on 6 Nissan, 5783.

May he merit many more energetic, healthy years
leading the Anash community with continued *nachas* and
success from all his many efforts in uplifting *Klal Yisrael* with
the beauty of Torah and halachah.

And most essentially, may we all merit
the *Geulah Shleimah* now.

**Listen for
Sale of Chometz times
at the Beis Din
on the Badatz hotline:
718.604.8000**

TABLE OF CONTENTS

FOREWORD	9
Time to Prepare / Year of Hakhel / What is Hakhel? / The Rebbe on Hakhel / Laws of Redemption / To Realize Redemption	
THIRTY DAYS	12
Learning the Laws / Law of Redemption: 30 Days / Maos Chittim / Donations by Women / No Matzah / Chametz Precautions / Mivtza Matza	
THE MONTH OF NISSAN	13
No Tachanun / Fasting & Cemetery Visits / The Nasi / As If / Blessing on the Trees / Preparing for 11 Nissan / The Gift the Rebbe Wants	
PREPARATIONS FOR PESACH	16
Special Purchases / “It’s for Pesach” / Selling Chametz / Joy of Yom Tov / Medications KFP / Cleaning & Bedikah / Pesach Messages / Kashering for Pesach / Haircuts	
THURSDAY, 1 NISSAN, ROSH CHODESH	19
Moshiach Today / Coronation / In Davening & Bentching / Krias Hatorah & Musaf / Law of Redemption: In the Beis Hamikdash Today / Start the Nasi / Rosh Chodesh Customs / Double Down	
FRIDAY, 2 NISSAN	21
Today’s Nasi	
SHABBOS PARSHAS VAYIKRA, 3 NISSAN	22
WEDNESDAY, 7 NISSAN	22
Today’s Nasi / Law of Redemption: Inauguration & Purity	
THURSDAY, NISSAN 8	23
Today’s Nasi	
FRIDAY, EREV SHABBOS HAGADOL, NISSAN 9	23
Law of Redemption: Examination	
SHABBOS KODESH PARASHAS TZAV, NISSAN 10,	23
Krias Hatorah / Law of Redemption: The Purification Process / Minchah / Focus on Kids / The Drashah	
MOTZOEI SHABBOS, EVE OF 11 NISSAN	25
Mega Farbrengen / Melaveh Malka	
SUNDAY, 11 NISSAN - THE REBBE’S BIRTHDAY	26
Tehillim / Today’s Nasi / Pre-Birthday Farbrengen / Law of Redemption: Makeup Exam	
MONDAY, 12 NISSAN	28
Today’s Nasi / Kashering	

TUESDAY, NISSAN 13	28
Uber-ready for Redemption / Today's Nasi / Dental Kashering / Bedikah Prep	
TUESDAY NIGHT, EVE OF 14 NISSAN	29
What to Prepare / Away from Home / Before Searching / Maariv / Who Searches / How to Search / Post-Search / Kol Chamira / Kiddush Levanah Reminder	
WEDNESDAY, 14 NISSAN	34
EREV PESACH	34
Rise Early / Shacharis / Food Avoidances / Fast of the Firstborn / Sof Z'man for Chametz / Eliminating Chametz / Last Year's Eiruv / Burning the Chametz / Internal Biur / The Arizal's Promise / Erev Pesach in Lubavitch / Erev Pesach Afternoon / Ban on Work / Like a Yom Tov / Bloodwork on Erev Yom Tov / If Chametz is Found / Meat Cooking Methods	
SEDER PREPARATIONS	42
Matzah / Romaine Lettuce / New Purchases & Paper Goods / Providing for Others	
EIRUV TAVSHILIN	45
A Hakhel Eiruv	
EIRUV CHATZEIROS	47
Before Yom Tov / Law of Redemption: All Pure / Minchah / A Rebbe's Korban Pesach / No More Lip Service / Law of Redemption: All About the Pesach / Before Candle Lighting	
WEDNESDAY NIGHT, EVE OF 15 NISSAN—1ST NIGHT OF PESACH	53
A Hakhel Seder / Maariv / Ready for the Seder / Missing Items / Earlier Tonight	
THE SEDER	54
MITZVOS OF THE SEDER:	56
SEDER QUANTITIES & MEASUREMENTS	56
Four Cups / Matzah & Marror / The Measurements	
MESUBIN	59
Law of Redemption: The Seder of Geulah	
The following detailed laws apply to eating the <i>Korban Pesach</i> : / Who Eats / How to Eat / Where to Eat / When Done Eating	
THE SEDER	64
Kadesh / Urchatz / Karpas / Maggid	
A Hakhel Invite / Happy Haggadah / Rachtzah / Matzah / Shulchan Orech / Tzafun / Berach / A Case of Disgorgement / Seder into the Night / Post-Seder Cleanup	
Leil Shimurim	
THURSDAY, 15 NISSAN—1ST DAY OF PESACH	69
Shacharis / Hallel / Musaf & Morid Hatal / Law of Redemption: Today's Karbanos /	

Birchas Kohanim / Day Kiddush / Yom Tov Joy / The Seudah / Law of Redemption: Essential Joy of the Offering / Staying Pure / Partaking / Nosar & Linah / Yom Tov Afternoon / No Seder Prep

THURSDAY NIGHT, EVE OF 16 NISSAN—2ND NIGHT OF PESACH, DAY 1 OF THE OMER. . . 76
Candle lighting / Yom Tov Prep for Candles / Maariv & Omer / Today is... / Law of Redemption: Omer Ceremony / Second Seder / Like Rebbe, Like Chassid / Before Retiring

FRIDAY, 16 NISSAN—2ND DAY OF PESACH 79
Tefillos & Kiddush / Esther's Wine Party / Law of Redemption: Omer Offering / Omer Reminder / Shabbos Prep

FRIDAY NIGHT, 1ST NIGHT OF CHOL HAMOED, 2 DAYS OF THE OMER 81
Maariv / Kiddush & Hamotzi

SHABBOS CHOL HAMOED, 17 NISSAN 82
Morning Tefillos / Musaf / Law of Redemption: Lechem Hapanim / Make-up Shehechyanu / Start Sotah

MOTZOEI SHABBOS, EVE OF 18 NISSAN, 3 DAYS OF THE OMER 84
Maariv, V'sein Brachah & Omer / Birchas Hamazon

CHOL HAMOED 85
More Matzah / Honor Special Days / Restrict Work / Study More

SUNDAY, 18 NISSAN—2ND DAY OF CHOL HAMOED. 87
Chol Hamoed Davening

MONDAY, 19 NISSAN—3RD DAY OF CHOL HAMOED, 4 DAYS OF THE OMER 88

TUESDAY, 20 NISSAN, 4TH DAY OF CHOL HAMOED, 5 DAYS OF THE OMER. 88

PREPARING FOR YOM TOV. 88
Erev Yom Tov Afternoon / All-ready / Before Candle Lighting

TUESDAY NIGHT, EVE OF 21 NISSAN—SHEVI' I SHEL PESACH, 6 DAYS OF THE OMER 89
Reveal It! / Unified / Maariv / Kiddush & Seudah / Stay Awake / Snacking While Learning

WEDNESDAY, 21 NISSAN 92
Morning Nap / Earliest & Latest Shema / Morning Brachos / Shacharis / Musaf / The Yom Tov Meal / Yom Tov Afternoon

TAHALUCHAH 94

WEDNESDAY NIGHT, EVE OF 22 NISSAN—ACHARON SHEL PESACH, 7 DAYS OF THE OMER . . 94
Light of Moshiach / Gebroks / Birchas Hamazon

THURSDAY, ACHARON SHEL PESACH 7 DAYS OF THE OMER 95

MOSHIACH'S DAY 95
Shacharis / Yizkor & Musaf / Kiddush

MOSHIACH'S MEAL 96
Origins / The Matzah / The Wine / Immediately & Unequivocally / Uniquely Joyous /
Dancing with Moshiach / Another Niggun / The Bridge / Past Nightfall / Maariv & Omer

FRIDAY, SRU CHAG PESACH, 8 DAYS OF THE OMER 101
Brachah on Trees / Buying Chametz / Isru Chag Practices / Yizkor Pledges / Kinus Torah /
Shabbos Preparations

SHABBOS PARSHAS SHEMINI, SHABBOS MEVORCHIM IYAR, 9 DAYS OF THE OMER 104
Tefilos & Farbrengen / Pirkei Avos / No Tachanun / Fasting / Sefirah

LAWS OF SELLING CHOMETZ 107

KASHERING MADE SIMPLE (WITH CHART) 114

TOIVELING HOW-TO (WITH CHART) 121

"OOPS! I MADE A MISTAKE..." (CHART) 130

The Day-to-Day Halachah Guide available in the NY Area:

Lakewood	Monsey	Flatbush	Boro Park
Heichal Menachem	Beis Hasforim	Hecht's Judaica	Heichal Menachem
814 E County Line Rd.	59 Rte. 59	1265 Coney Island Ave.	1581 52nd Street
Lakewood, NJ	Monsey, NY	Brooklyn, NY	Brooklyn, NY

OUT OF TOWN? Check our growing list of distributors in Anash communities throughout the US
Click on the **Copies & Orders** tab on www.daytodayguide.com

FOREWORD

We present a comprehensive guide for the Festival of Pesach with laws and customs spanning the days from Rosh Chodesh Nissan through 24 Nissan 5783, including guidance for selling *chametz* as well as *kashering* and *toiveling* utensils.

The details are derived from multiple sources, revised by **Rabbi M.M. Rotenberg**.

Due to a dearth of space, only some references and halachic notes have been added. Primary sources include: *Shulchan Aruch* and commentaries, *Haggadah Shel Pesach Im Likkutei Taamim U'minhagim*, *Sefer Haminhagim Chabad*, *Luach Colel Chabad*, *Sichos*, and *Igros Kodesh*. Please see the footnotes in the Hebrew section for more halachic discussion of the topics mentioned.

The intention of this summary is to inform you of some of the relevant laws, not to replace each person's obligation to review the Halachos comprehensively.

Please note: Specific laws are mentioned only the first time that they become relevant, although they may apply to subsequent dates as well.

* * *

TIME TO PREPARE

In a *sichah* on the second day of Rosh Hashanah 5752, the Rebbe states:

"We need to focus on studying the laws that apply to this time of year, during which many changes are made to the standard prayers and there are numerous customs that apply. We should make certain to study these laws in the Code of Jewish Law.

"Recently, yearly calendars have begun to include many of the laws that apply to the relevant time of the year and that are necessary to know. This is particularly useful for those who, for whatever reason, do not have sefarim or do not know how to find what they are looking for in the sefarim that they own. Now, however, they can simply examine such calendars and easily find the relevant laws.

"It is therefore extremely appropriate for every single person to peruse the contents of these calendars, such as the Kollel Chabad calendar (available both in wall size and pocket size formats) in such a manner that the laws that apply to this time of year will become fixed in his memory. After all, it sometimes happens that a halachic question arises precisely at a point during which it is forbidden to interrupt and ask for someone's guidance—or when there is nobody around to ask. Furthermore [not having familiarized himself with the relevant laws beforehand], it can happen that one does not even realize that there is a problem to begin with."

* * *

YEAR OF HAKHEL

WHAT IS HAKHEL?

Once every seven years, on the second day of Sukkos that immediately follows the conclusion of a Shemitah year, the entire nation—men, women, and children—gather at the *Beis Hamikdash* and hear the king read aloud from the Torah. This

incredible setting is compared to the receiving of the Torah on Mount Sinai and inspires all present with commitment, love, and awe of Hashem. This mitzvah is known as Hakhel, “assembly” of the Jewish nation. Moshiach himself will read from the Torah in the third Beis Hamikdash each Hakhel year—may we merit his coming immediately!

THE REBBE ON HAKHEL

The Rebbe calls attention to the concept of Hakhel to an extraordinary degree and with increasing intensity, to the point that his *sichos* and letters are filled with Hakhel-related directives. Hakhel is not limited to Sukkos. It remains a timely and urgent concept throughout a Hakhel year. We are expected to raise awareness of Hakhel at every possible opportunity and in every possible way, to draw associations between all our activities and the “call of the hour”—Hakhel. Leading by example, the Rebbe went to unusual lengths to draw such associations in his many *sichos*.

During Simchas Torah 5748, the Rebbe called for a Hakhel, assembly, of literature on Hakhel, meaning that information from all relevant Torah sources on the concept of Hakhel should be published in a single volume. It was to include teachings from *Nigleh* and especially from the inner dimensions of Torah, primarily as those teachings are explained in Chassidus. The goal of the volume would be identical to the goal of an actual Hakhel experience: to inspire the people to greater fear and awe of Hashem.

On Shabbos Mishpatim 5741, the Rebbe called for studying the “laws of Hakhel.” It is an obligation to study the laws of each festival every year thirty days in advance of the actual festival. We should similarly study the spiritual laws of Hakhel as they are recorded in the Torah teachings of Mussar, Chassidus, and Kabbalah.

It is not the purpose of this publication, nor is it within its scope, to record all the relevant information on Hakhel, but we have made an effort to include snippets of relevant material wherever appropriate, culled from *sichos* that the Rebbe delivered at farbrengens in 770—or, to borrow a phrase from the laws of Hakhel, that “the king would read ... on a wooden platform in the courtyard of the *Beis Hamikdash*.” This is no substitute for the need to study the topic from the original sources. The Rebbe’s *sichos* and letters on the matter are incredibly extensive.¹

* * *

This guide incorporates several reminders about laws that will only be applicable during the Era of Redemption, with the hope that Moshiach will come speedily, allowing us to implement these laws in practice.

This year, a Hakhel year, bears a special connection to Moshiach. The Navi Yirmiyahu foretells that at the time of the Final Redemption, “A great gathering (*kahal*, akin to *hakhel*) will return here.” Hakhel is an event led by the Jewish king—a scion of *Beis*

1) For more on Hakhel, see *Kovetz Hakhel* published by Vaad Lehafatzas Sichos in 5755; *Kahal Gadol* (*Otzeros Mitzvas Hakhel*), republished this year by Mamash; *Encyclopedia Talmudis*, entry “Hakhel”; *Hakhel* (*Kovetz leMitzvas Hakhel u’Birurei Hilchoseha*), authored by Rabbi Eliyahu Dovid Rabinowitz-Teomim in Yerushalayim, published in 5706 and 5733; *Sefer Hakhel* (*Mitzvas Hakhel – Asufas maamarim*), published by Machon Hatorah Veha’aretz in 5761.

Dovid, and therefore, at our Hakhels of the Future, Melech Hamoshiach himself will preside and read from the Torah to inspire the entire, rehabilitated Jewish Nation, speedily in our days.²

LAWS OF REDEMPTION

The concept of studying these halachos is based on several *sichos*, some of which are quoted below:

TO REALIZE REDEMPTION

“Hashem **begs** the Jewish people,” the Rebbe passionately stated, “to occupy themselves with the study of the laws of the sacrificial orders ... which [as our Sages state] is considered as if we had actually offered the sacrifices. This study will bring about the actual offerings because it brings [to quote the Rambam] ‘King Moshiach [who] will build the Beis Hamikdash ... and restore the laws of the Torah ... so that the Jewish people will again offer the sacrifices ... in accordance with all the mitzvos that are stated in the Torah,’ speedily, in our time—literally! [Then, to quote the festival liturgy] ‘We will offer before You there the offerings of our obligations ... in accordance with the commandments of Your will.’”³

“We must experience greater longing and yearning for the Redemption,” the Rebbe demanded. “One of the ways this is accomplished is through studying more Torah on the subjects of the Redemption and the Beis Hamikdash. Studying these topics greatly hastens their actual realization, to the extent that we will go directly from studying these subjects to greet our righteous Moshiach. We will inform him, ‘We have just completed studying the laws associated with your coming!’ An additional motivation to study these laws is that we must expect Moshiach’s arrival each and every day. In that case, these laws [concerning the Redemption and the Beis Hamikdash] are matters that every Jew—men and women alike—must know in order to put them into practical use on a daily basis, such as many of the laws of the offerings.”⁴

* * *

General Note: The times listed below are for Crown Heights only. Since one can never achieve complete precision, and many factors may influence the accuracy of these times, it is recommended to begin earlier than the time listed and not wait until the last minute (e.g., for the start of Shabbos), or to wait extra time, when that is the appropriate precaution (e.g., at the close of Shabbos).

2) Many *sichos* discuss this connection more broadly and deeply. Some of them will be mentioned later in the booklet.

3) *Likkutei Sichos* vol. 18, p. 341 - Emphasis in original

4) from a *sichah* addressed to N’shei Ubnos Chabad - Sefer Hasichos 5750, vol. 2, p. 485

THIRTY DAYS

LEARNING THE LAWS

Starting from Purim, we begin to discuss the halachos of Pesach.

LAW OF REDEMPTION: 30 DAYS

The Alter Rebbe states⁵ in his *Shulchan Aruch*: "During the times of the *Beis Hamikdash*, the early Sages instituted that the laws of each festival should be explained to the public starting thirty days prior to each festival. Therefore, they would begin teaching the laws of Pesach from Purim onwards ... Each person living in Eretz Yisrael was obligated to bring three offerings (*olas re'iyah*, *shalmei chagigah*, and *shalmei simchah*) on each festival. Each sacrifice has to be free of any blemish or other disqualification. The Sages therefore instituted the practice of publicly explaining the laws of the festivals thirty days in advance, to remind the people of the festival so that they do not forget to prepare animals that are fit for offering. They then had a full thirty days to prepare."

MAOS CHITTIM

Now is also the time to begin donating, preparing, and organizing to provide *ma'os chittim*⁶—supplies for those who cannot afford the Pesach expenses, providing them with *shemurah matzos* for the *sedarim* and for Pesach, as well as providing their other Pesach needs.⁷

Women are also accustomed to personally be *mehader* in this important mitzvah.

DONATIONS BY WOMEN

In *Sichos Kodosh*, the Rebbe explains, "Women have a special connection with the mitzvah of *tzedakah*. In our society, husbands are accustomed to entrust considerable sums to their wives' discretion and therefore even significant funds are considered within the halachic definition of a minor sum, which a *tzedakah* collector was permitted to accept from a woman in former times [when society placed the majority of a family's funds under the husband's sole jurisdiction]. In America, it is prevalent for the distribution of funds for *tzedakah* and for many other matters to be the woman's prerogative to a far greater extent than that of their husband."

NO MATZAH

We refrain from eating matzah during the thirty days prior to Pesach until the Seder on the first night of Pesach. It is customary to avoid even *chametzdik* matzah not fit for consumption on Pesach, however, egg matzah, matzah balls and other matzah-based products are permitted.

5) *beg. Hilchos Pesach*

6) Regarding the use of *ma'aser* for purposes of providing Pesach needs, see www.asktherav.com #3217.

7) See *Sefer Hasichos* 5750, vol. 1, p. 351, fn. 134; *Sichas Purim* 5726; *Sichas Shabbos Parshas Parah* 5740

CHAMETZ PRECAUTIONS

Care should be taken to prevent *chametz* substances from becoming firmly attached or entrenched in our possessions, which would frustrate our subsequent efforts to clean for Pesach. *Poskim* refer to various scenarios of avoiding *chametz* throughout these thirty days—such as not using a *chametz* utensil to collect wine from a barrel that has been set aside for Pesach use; preventing *chametz* from entering a location that will be exempt from *bedikas chametz*; not laundering clothes with a *chametz* agent; not gluing paper with a *chametz* substance; taking extra care to maintain a property that will be vacated within the thirty days and not returned to until after Pesach; not storing things away in a place that will not be cleared until after Pesach, and so on.

MIVTZA MATZA

The entry for the year 5714 in *Shalshelas Hayachas* (in the introduction to *Hayom Yom*) reads: “[The Rebbe] encouraged [that the *Chassidim*] bring merit to the public by providing *shmurah matzah* for Pesach.”

The Rebbe established⁸ the practice whereby everyone, but especially those in positions of authority such as a Rav or a communal leader or activist, should send round hand-baked *matzos* (they must be *shmurah matzah*) for Pesach—or at a minimum, enough for the *sedarim*—to their acquaintances who would not otherwise obtain such on their own initiative. Organizers of large public *sedarim* in hotels and the like should make similar arrangements.

In 5751, the Rebbe announced,⁹ “Public *sedarim* will be held in many places. Out of these, many locations will be holding just one Seder due to lack of funds and other concerns. It is urgent and extremely appropriate to put every effort into holding two *sedarim*. At least, the existing budget should be spread over both nights. No doubt, that remedy will prove unnecessary because Hashem will certainly bless and supply the organizers with all that is necessary and even more than that.”

THE MONTH OF NISSAN

Our Sages say, “In the month of Nissan, our forefathers were redeemed from Egypt, and in the month of Nissan, we are destined to be redeemed.”

NO TACHANUN

For the duration of the month of Nissan, we do not say *Tachanun*. On Shabbos, we likewise do not recite *Av Harachamim* before Musaf nor *Tzidkascha* in Minchah.

8) *Sefer Haminhagim Chabad*

9) *Sefer Hasichos* 5751, vol. 1, p. 411

On these days when *Tachanun* is not said, we omit *Lamnatzeach* (Chapter 20 of Tehillim) from davening. Instead, we precede the daily Tehillim with its recitation.

FASTING & CEMETERY VISITS

We avoid fasting for the entire month—even as an individual *tikkun*, and inclusive of *erev Rosh Chodesh Iyar* for whom it is their usual custom, and even for a *yahrtzeit*. The exceptions to this rule are the Fast of the Firstborn on *erev Pesach* and a *chosson* and *kallah* on their wedding day.¹⁰

It is also customary to avoid visiting a cemetery during the month of Nissan for the purpose of *davening* at loved ones' gravesites. If a parent's *yahrtzeit* falls during this month, it is appropriate to go on *erev Rosh Chodesh Nissan* (the 29th of Adar) instead. If you failed to go then, you may attend on the day of the *yahrtzeit*, but avoid the *techinos* (supplication prayers) usually recited for the occasion at other times of the year. The injunction against visiting gravesites does not extend to *kivrei tzaddikim* (the graves of holy people), for frequenting these sites is not for the purpose of bringing succor to the souls of the departed, but to pray and ask that the righteous intercede on behalf of ourselves and other living people.¹¹

THE NASI

Starting on Rosh Chodesh Nissan (the date the Mishkan was inaugurated), and every day until the 12th of Nissan, the *Nasi* is recited after *Shacharis*, followed by the *yehi ratzon* prayer. This prayer is recited also by a *Kohen* or a *Levi* (despite the fact that they have a known lineage and the *yehi ratzon* mentions the possibility of descending from the other tribes) and by women and converts, without any changes to the wording.¹²

On the 13th of the month, the concluding passage of *Zos Chanukas Hamizbe'ach* is recited to represent the tribe of Levi.

If you forgot to say the day's *Nasi*, you may make it up until sunrise of the following day, reciting the *yehi ratzon* as well. If you did not remember until the following day, say the verses in addition to current day's, but without repeating the *yehi ratzon*.¹³

AS IF

The Rebbe urges us to strengthen ourselves and those around us in the recitation of the *Nasi* and the accompanying *yehi ratzon* daily,¹⁴ thereby demonstrating how we

10) The latter is observed even on Rosh Chodesh Nissan. However, on *Isru Chag*, they do not fast.

11) See [#1683](http://www.asktherav.com) (in the footnotes), #3846

12) See [#20224](http://www.asktherav.com); also #1694 (regarding a general rule about changing the conventional format in davening.)

13) See [#20331](http://www.asktherav.com)

14) Regarding the special significance of the *yehi ratzon* prayer, which is unlike any of the other *tefillos* that

uphold our *minhagim* in a manner that “we are more punctilious and indulgent of the words of *Chazal*,” and Jewish custom in general, “than the commandments of the Torah itself.”¹⁵

In fact, regarding this particular custom, we can apply the saying of our Sages, “One who occupies themselves with the study of the holy sacrifices, it is as if they have offered them themselves.” So it can be considered that each and every Jew (who recites the *Nasi*) has brought the *korban* (that is a specialty) of our nation’s leaders.¹⁶

BLESSING ON THE TREES

Someone who goes outdoors during the month of Nissan¹⁷ and observes trees in bloom should recite the blessing:

בְּרוּךְ אַתָּה ה' אֱלֹהֵינוּ מֶלֶךְ הָעוֹלָם שֶׁלֹּא חָסַר בְּעוֹלָמוֹ כְּלוּם וּבָרָא בּוֹ בְּרִיּוֹת טוֹבוֹת וְאֵילָנוֹת טוֹבוֹת לְיִהְיוֹת בָּהֶם בְּגֵי אָדָם.

“Blessed are You, L-rd our G-d, King of the universe, who has made nothing lacking in His world, and created in it goodly creatures and goodly trees to give mankind pleasure.”

This blessing is recited only once a year, the first time a person observes blossoming trees during Nissan. Someone who observed such trees but failed to recite the blessing should recite it the next time they see such trees, but should omit the words, *atah Hashem Elokeinu Melech ha'olam* (“L-rd our G-d, King of the universe”) from the *brachah*. Rather, simply state, “*Baruch shelo* etc.” (“Blessed is the One Who has made....”)

This blessing is only recited on a tree that produces fruit—though the fruit does not have to be edible.¹⁸

The tree should be in the blossoming stage, prior to the production of fruit. Some are extra scrupulous to recite the blessing over two such trees simultaneously. Both men and women alike make the *brachah*. Some authorities maintain that the blessing should not be recited for a tree that is *orlah* (within the first three years of its planting) or a tree that has been grafted. The majority of authorities permit reciting this blessing during Shabbos and Yom Tov.

If the *brachah* was delayed until the blossoms have fallen and given way to fruit, it should be recited without mentioning Hashem’s name, in the method described above.

commemorate specific historical happenings year-round, see *Likkutei Sichos*, vol. 32, p. 20 ff; also published in *Sefer Hasichos* 5747, p. 371 ff. (From the *sichah* of *Parshas Vayikra*, 5747, see the *Roshei Devarim* of that occasion.)

15) Oft-quoted with regard to the *hakafos* of Simchas Torah, which are sourced in a *minhag Yisrael*. See *Sefer Hasichos* 5749, vol. 1, p. 380, fn. 85.

16) *Sefer Hasichos* 5751, vol. 1, p. 387, fn. 65

17) This law is applicable only during the month of Nissan.

18) See [#8068](http://www.asktherav.com)

PREPARING FOR 11 NISSAN

THE GIFT THE REBBE WANTS

"There is still time remaining until Yud-Alef Nissan," the Rebbe says¹⁹ that can be used to fulfill all of the good resolutions made in connection with this day, and to accept even more good resolutions."

The Rebbe, on another occasion²⁰: Those who are preparing for the birthday are thinking about what to do—perhaps in *tzedakah*... or Torah.

First of all, these efforts should be connected with Torah. And not merely that pledges for *tzedakah* should go **toward** Torah study. Although, it is true, there is much to be said for those who "support for Torah," and even more so, to quote, "those who support it are *me'ushar*—fortunate," about which the Zohar states: "Do not read it 'מאשר—fortunate,' but (by rearranging the letters we get:) 'מראשו—from His head'. This means that a "supporter of Torah" draws from the "head" and source of all blessings.

Still, this does not approach the value of Torah study itself (even though the *passuk* first states, "Zevulun on your journeys", referring to those who do business and support Torah study, and only after, "and Yissachar in your tents", referring to those who sit and learn Torah). And therefore, simply stated, whatever *hachlatah* you mean to focus on as a gift for my birthday it must include the realm of Torah. Obviously, this refers to whoever desires to do so—as it is not possible to offer conditions for a gift—but since a gift is meant to be pleasing (it should be in line with what the recipient desires).

So whatever the gift will be: *tzedakah* as so, positive activities or good deeds in a different milieu, it would be proper, desired, good...(let's include all fifteen positive expressions mentioned in the prayer, *Emes V'yatziv*), that each should include an addition in Torah study. And as mentioned—the addition should be both in *niglah* and the inner, deeper part of Torah, *Chassidus*.

PREPARATIONS FOR PESACH

It is a mitzvah for each individual to learn the halachos of Yom Tov prior to Yom Tov, so that they will become proficient in the halachos and know what to do.

SPECIAL PURCHASES

If you have not yet purchased *shmurah matzah*²¹ for Pesach, do so now.²²

19) From the *sichah* of Yud Shvat 5733

20) From the *sichah* of Purim 5732. In *Sichos Kodesh*, vol 1, p. 539.

21) Choosing between **white** and **whole wheat flour**? See [#13635](http://www.asktherav.com). **Spelt matzah** may be used if absolutely necessary, see #7062; regarding **oat matzah**, see #20014.

22) It is permitted to use last year's matzah. However, if it was not properly stored to keep it from coming in contact with *chametz*, it must be burned.

If you have not yet purchased wine for Pesach, do so now too. It is a mitzvah to specifically utilize red wine for the Seder, unless a white wine is of superior quality than the available red wine.²³

Other items that may need to be purchased anew are sufficient *haggados*, chametz-free *siddurim* (to substitute for those used at mealtimes year-round, as well as as a gift for children—see the next paragraph), matzah covers²⁴ and appropriately-sized, stemless²⁵ *bechers* for all Seder participants.

In 5747,²⁶ the Rebbe issued the following directive: “It is extremely worthwhile and highly appropriate for each Jewish child to receive their own *Haggadah shel Pesach* before the start of the festival. It would be best to give them an illustrated text that depicts the various mitzvos and events that are discussed in the Haggadah, making the Haggadah’s contents far more accessible to children. On the inside cover, inscribe the words *Lashem ha’aretz u’melo’ah* (“*To Hashem is the Earth and its contents*,” often abbreviated as לַהֲשֵׁם, acknowledging that everything belongs to Hashem), followed by the child’s name.”

In 5748, a **Hakhel** year,²⁷ the Rebbe added: “It would be best to purchase a new Siddur or the like for a child before Yom Tov. The importance of such gifts can be derived from the law that one should purchase edible treats for a child in honor of Yom Tov, and those are merely non-obligatory items.”

“IT’S FOR PESACH”

It is forbidden to say in reference to the meat of any kosher animal (domestic or otherwise) or fowl, “This meat is for Pesach.” This would appear as though he is designating it for the *korban Pesach*. Be careful to say instead, “This meat is for Yom Tov,” or something similar. Nor should one person tell another, “Please take this money and buy meat for Pesach.” Instead, they should take care to say, “Please buy me meat for Yom Tov.”

Regarding fish or other foods that are not considered meat, it is permissible to say, “This is for Pesach.” Some, however, are stringent to avoid saying, “This is for Pesach,” regarding any item except for the wheat that will be used for the *matzos* that require guarding from contact with water from the moment of its harvest. In this particular case, someone who overhears someone declaring that this wheat is “for Pesach” will correctly assume that he intends to guard it from becoming leavened, so as to use it for the Pesach *matzos*. It is best to be cautious

23) See the sources and footnotes in www.halacha2go.com #372. See also the Day-to-Day Guide for Purim 5783, where it speaks about the qualifications of superior wine (as required for making the brachah of *hatov vehameitiv*).

24) See www.asktherav.com #19345 about covers bearing the brachos on matzah, with Hashem’s name.

25) See www.asktherav.com #18985 regarding the Chabad custom of using stemless cups for Kiddush. For the minimum size required, see further in the entry for the Seder night.

26) *Sichas Shabbos Parshas Vayikra* 5747

27) *Sichas Shabbos Parshas Vayikra* 5748

and to try following this stringent opinion.

It should be noted that it is only forbidden to declare specific meat *l'Pesach*—"for Pesach," but there is nothing wrong with employing a different phrase with the same meaning, such as "*al Pesach*"—"over Pesach," as per the literal translation of the common Yiddish phrase, "*oif Pesach*." (Many explain that the common custom to be lenient is on account of the English translation that doesn't represent the same connotation as the Hebrew.)

SELLING CHAMETZ

Mechiras chametz will take place at the Badatz office by Rabbi Braun (see dates and times on pg. 4). It is advisable to arrive as early as possible and not push off until the last day. The laws of selling the chametz are detailed at the end of this booklet.

JOY OF YOM TOV

Gladness and a joyful frame of mind are mandated for the entire eight days of the festival. A man must see to it that his wife, children, and all who are dependent upon or accompany him are similarly joyful. This joy is a Biblical obligation. How is this accomplished? A husband purchases clothing and jewelry for his wife, according to his means. (For how this applies to men and children, see the laws of the First Day of Pesach).

MEDICATIONS KFP

Someone who must take medication regularly should not simply decide on their own to be stringent and avoid taking it throughout Pesach. Rather, consult a Rav regarding the status of these particular medicines.

An individual who has personal questions regarding Pesach (such as the above, concerning medicines) that require the deliberation of a Rav at the Badatz should not delay approaching the Badatz until the last minute. It is essential to contact a Rav as early as possible.

CLEANING & BEDIKAH

It is permissible to begin—although not complete—the mitzvah of *bedikas chametz* earlier than the night of the fourteenth of Nissan. Regardless of the date of the search, it must be conducted during night hours and a candle must be used. In such a case, a blessing is not recited, and care must be taken to avoid introducing any *chametz* into the searched area following the conclusion of the search until after Pesach. One room must be left unsearched, so that a search can be conducted in that room on the night of the fourteenth, with a blessing.

Here is a practical example of such a scenario: A businessman intends to enter his

office during Pesach. In that case, the office cannot be included in the sale of *chametz*. It must be cleaned and searched instead, but he does not need to wait until the night of the fourteenth; he may search it earlier, as explained above. He must be extremely careful not to introduce *chametz* to the office following his search.

If a room is cleaned from *chametz* with the intention of storing Pesach items there, it is wise to wait to introduce the Pesach items until the night after it has been cleaned and conduct a search for *chametz* by either candlelight or the use of an electric flashlight, and not rely on the search that will be conducted later on the night of the fourteenth.

Reminder: Make sure that even the less obvious places are *chametz*-free—e.g. the computer keyboard must be cleaned thoroughly from *chametz*.

PESACH MESSAGES

This year has a special significance, as the day on which Pesach falls mirrors the original setting of the redemption from Egypt on a Thursday. The Rebbe speaks about the significance of this in many *sichos* and public Pesach letters.²⁸

KASHERING FOR PESACH

The laws of *hagalas keilim* are complex and not everyone is fluent in them. It is therefore appropriate and correct—despite common practice to the contrary—for an expert in the laws of *hagalah* to perform the procedure.

For the details on which kitchen utensils and appliances may be kashered and the method of kashering, see the appendix at the end of the booklet.

HAIRCUTS

We are obligated to take haircuts before Pesach to avoid entering the festival disheveled.

THURSDAY, 1 NISSAN, ROSH CHODESH

MOSHIACH TODAY

The Rebbe says²⁹: “Every Rosh Chodesh, the spark of Moshiach, also known as the *yechidah*, the essential, individual aspect of every Jew’s soul (which is a spark of the general *Yechidah*—the soul of Moshiach) is revealed. The revelation of this spark resonates and causes a rejuvenation in the entire being of every Jew, so that everything they do is permeated with the level of *yechidah*.”

“But the most important result of this revelation is that it is related to the

28) See Hebrew for list of sources.

29) *Sefer Hasichos* 5752, p.123. See fn 20: This is emphasized even more when we are approaching..the day of Shabbos (which, unlike the rest of the Six Days of Creation) is unpartnered, individual (the aspect of *yechidah* temporarily), which relates as well to the Jewish People who are called “singular”.

manifestation and advent of Moshiach, even in the most literal sense—a soul embodied as the ‘king from the house of David etc.’ (as the Rambam describes).”

CORONATION

The first day of Nissan is called “Rosh Hashanah for kings and festivals”, as well as a day that “obtained ten crowns”.³⁰

IN DAVENING & BENTCHING

Ya’aleh veyavo is added during the *Amidah* and in *Birchas Hamazon*. If you made a mistake, see the chart at the end of the booklet.

In *Birchas Hamazon*, the *Harachaman* for Rosh Chodesh is also recited.

When saying the brachah *Me’ein Shalosh* (for *mezonos* foods requiring *al hamichya* or the seven fruits and wine), the proper wording for today is: *vezochrainu letovah b’yom rosh hachodesh hazeh*. If you forget, see the chart at the end of the booklet.

During Shacharis, half-*Hallel*³¹ is followed by *V’Avraham zaken*, *Kaddish tiskabel*, *Shir shel Yom*, *Hoshi’einu*, *Barchi nafshi*, and *Kaddish Yasom*. (We do not recite *Kel erech apayim* today or any day throughout Nissan.). Then *Krias Hatorah* begins.

KRIAS HATORAH & MUSAF

Four *aliyos* are read in the Rosh Chodesh reading (**Kohen**—until *olah tamid*, **Levi**—reread the verse of *vamarta lahem* until *revi’is hahin*, **Shlishi**—until *veniska*, and **Revi’i**—*Uv’roshei chadsheichem* until *venisko*.)

The Torah reading is followed by *chatzi-Kaddish*; *hagbah* and *gelilah*; *Ashrei* and *Uva letziyon*—the *chazzan* does not conclude *Uva letziyon* aloud. That is followed by *Yehalelu* and the return of the Torah to the *aron*. The *tefillin* are then removed, *Rabbeinu Tam tefillin* are donned and then removed before continuing with Musaf.

The *chazzan* should recite a chapter of Tehillim before beginning *chatzi-Kaddish* for Musaf.³² If you made a mistake in Musaf, see the chart at the end of the booklet.

LAW OF REDEMPTION: IN THE BEIS HAMIKDASH TODAY

The cycle of the yearly half-shekel tax begins today, Rosh Chodesh Nissan. All communal

30) Shabbos 87b, see Rashi. These are the “firsts” that occurred on this day: 1. Beginning of the week; 2. Offerings of the *Nesi'im* 3. Service of the *Kohanim* 4. the Temple sacrifices; 5. holy fire descending on the *mizbei'ach*; 6. *kodshim* eaten in the *Mishkan*; 7. the *Shechinah* resting among the people; 8. *Kohanim* recited the priestly blessing; 9. *Bamos* (temporary altars) being outlawed; 10. the first month of the new year beginning. See also *Sefer Hasichos* 5748, p. 335ff.

31) Does one make a *brachah* on half-*Hallel* if *davening* without a *minyan*? See [#2750](http://www.asktherav.com)

32) Regarding the custom (based on rumor) regarding saying *Kavei* and *Ein K'elokeinu* today from the section of the siddur for Shabbos, see [#19196](http://www.asktherav.com)

korbonos henceforth are purchased with the funds from the new donations.

We offer the following *Korban Musaf* in the *Beis Hamikdash* in honor of Rosh Chodesh: two bulls, one ram, seven lambs as burnt-offerings, and one goat for a sin-offering. These are in addition to the regularly scheduled *Korban Tamid*.

We will all ascend to the *Beis Hamikdash* in Yerushalayim—not just three times a year, for Pesach, Shavuot and Sukkos, but also for each Shabbos and for each Rosh Chodesh (as it says in Navi³³).

START THE NASI

The *Nasi* is recited after *Musaf* and *Tehillim*. Today's *Nasi* is for the tribe of Yehudah and marks the first day of inaugural offerings. After the *Nasi*, the *yehi ratzon* prayer is recited.

ROSH CHODESH CUSTOMS

“It is an ancient custom, on each Rosh Chodesh, to study one verse of the chapter of *Tehillim* that corresponds with the current years of a person's life. The verse should be studied with the commentary of Rashi, and additional commentaries may be added as well. If the current chapter contains less than twelve verses, or in a leap year, when there are more than twelve months, verses that have been studied on a previous Rosh Chodesh should be studied a second time. Similarly, if the current chapter contains many verses, then two or three verses should be studied at once on each Rosh Chodesh of the year.”

DOUBLE DOWN

The Rebbe explains³⁴ that although the halachic imperative is to learn the laws of Pesach starting thirty days in advance of *Yom Tov*, there is a minority opinion that this must be done just from two weeks prior—which would begin today, Rosh Chodesh Nissan. We can easily and practically account for both the popular timeframe and this alternate one (for, as it states, “these and these are the words of the Living G-d”) by starting to increase the intensity and duration of our learning starting now. The same would apply to expanding our efforts in supplying Pesach support to the needy from now on.

FRIDAY, 2 NISSAN

Today is the *yom hilula* (anniversary of the passing) of the Rebbe Rashab, the fifth Chabad Rebbe. He passed away on the *motzoei Shabbos*, 2 Nissan, 5680 (1920), in Rostov.

TODAY'S NASI

Recite the *Nasi* after *Shacharis* and *Tehillim*. Today's *Nasi* is for the tribe of

33) *Yeshayah* 10:23

34) *Shabbos Parshas Vayikra*, 5751

Yissachar and marks the second day of inaugural offerings. After the *Nasi*, the *yehi ratzon* prayer is recited.

Candle lighting is at **7:09 pm** (eighteen minutes before sunset).

SHABBOS PARSHAS VAYIKRA, 3 NISSAN

Av harachamim is not recited before Musaf (as is during the entire month of Nissan).

Recite the *Nasi* after Shacharis, then Tehillim. Today's *Nasi* is for the tribe of Zevulun and marks the third day of inaugural offerings. After the *Nasi*, the *yehi ratzon* prayer is recited.

Tzidkas'cha is not recited today, (nor on any Shabbos during the month of Nissan).

Shabbos ends at **8:03 pm**.

WEDNESDAY, 7 NISSAN

TODAY'S NASI

The *Nasi* is recited after Shacharis, then Tehillim. Today's *Nasi* is for the tribe of Efrayim and marks the seventh day of inaugural offerings. After the *Nasi*, the *yehi ratzon* prayer is recited.

LAW OF REDEMPTION: INAUGURATION & PURITY

Describing the inauguration of the third *Beis Hamikdash*, the prophet Yechezkel states,³⁵ "And so shall you do on seven [days] in the month, because of mistaken and simple-minded men, and expiate the House." According to Rashi's commentary, this verse informs us that in the Era of Redemption, the Jewish people will begin their seven-day inauguration of the *Beis Hamikdash* on Rosh Chodesh Nissan, completing the process on the **seventh** of Nissan.³⁶

The seven days of ritual cleanliness for the sake of the *korban Pesach* begins on this day.

Rambam states that "all Jews are warned by the Torah to maintain a state of ritual purity during each festival (Pesach, Shavuot, and Sukkos), so that they are ready to enter the *Beis Hamikdash* and partake of the sacred offerings."³⁷ This is especially critical before Pesach, because each Jew is required to offer and partake of the *Korban Pesach* in the required state of ritual purity.³⁸

In order to accomplish this, all those who are ritually impure from a form of impurity

35) 45:20; *Haftorah* for *Parshas Hachodesh*

36) See *Likkutei Sichos*, vol. 22, p. 198. Radak's commentary on the verse notes that repeating the inauguration process for the altar and the *Beis Hamikdash* on the seventh of Nissan is exclusive to the Era of Redemption. According to the *Gemara Menachos*, the prophet Eliyahu will clarify the details found in Yechezkel's description of the future inauguration. For additional discussion, see further in that *Gemara*.

37) See *Likkutei Sichos*, vol. 32, *Parshas Shemini*, at length.

38) See *Likkutei Sichos*, vol. 36, p. 208

that involves a bodily discharge (a *zav*, *zavah*, and possibly a *niddah* according to the stringency of Rabbi Zeira) and who must count seven days of cleanliness from the source of impurity, immerse, and bring a *korban* on the eighth day, must begin counting seven clean days from the seventh of Nissan (after determining that they are fit on the previous day prior to sunset) in order to be ritually clean in time for the *Korban Pesach*.³⁹

THURSDAY, NISSAN 8

TODAY'S NASI

The *Nasi* is recited after Shacharis, then Tehillim. Today's *Nasi* is for the tribe of Menasheh and marks the eighth day of inaugural offerings. After the *Nasi*, the *yehi ratzon* prayer is recited.

Law of Redemption: Attain Purity

Nowadays, all people are considered ritually impure from having had contact with a corpse. Anyone who contracted this form of impurity must begin the purification process today⁴⁰ in order to count seven days free of impurity and to enable offering the *korban Pesach* in the required state of purity.⁴¹

Some authorities permit the nation to offer their sacrifices in a state of impurity when all or the majority of the nation is impure. In the case of the *Korban Pesach*, however, even these authorities concur that ideally, every possible effort must be made to ensure that the offering is brought in a state of ritual purity.

FRIDAY, EREV SHABBOS HAGADOL, NISSAN 9

The *Nasi* is recited after Shacharis. Today's *Nasi* is for the tribe of Binyamin and marks the ninth day of inaugural offerings. After the *Nasi*, the *yehi ratzon* prayer is recited.

LAW OF REDEMPTION: EXAMINATION

It is a mitzvah to examine the animal designated for the *Korban Pesach* today⁴², as must be done at least four days prior to its slaughter, to ensure that it contains no disqualifying blemishes or wounds. (If someone neglected to examine the animal today, the *korban* is still valid.)

Candle lighting is at **7:09 pm** (eighteen minutes before sunset).

³⁹ Regarding people who are ritually impure due to having had contact with a corpse, see tomorrow's entry. This year (5783), they too should ideally begin the purification process today (see explanation in the Hebrew section).

⁴⁰ See previous footnote.

⁴¹ See Rambam and Ra'avad, *Hilchos Korban Pesach*, 6:2, as to the date for beginning the seven day count for those who contracted impurity from contact with a corpse.

⁴² Usually, this takes place four days before *erev Pesach*. This year (5783) it should be done today instead, as tomorrow is Shabbos. See explanation in Hebrew section.

SHABBOS KODESH PARASHAS TZAV, NISSAN 10,

Shabbos Hagadol

This Shabbos is known as *Hagadol* ("Great") to commemorate the great miracle that occurred on this Shabbos immediately prior to the Exodus from Egypt.⁴³ This year, Shabbos HaGadol falls on the 10th of Nissan, on the same date it occurred originally.

KRIAS HATORAH

Parshas Tzav is always read before Pesach during a non-leap year. (The halachic mnemonic for this sequence is *pikdu u'pischu*, meaning, "command and make Pesach," i.e., Tzav, "command," precedes the festival of Pesach.)

The *haftorah* for *Parshas Tzav* is read. It is taken from Yirmiyah and includes the following verses only: Yirmiyah 7:21-28 (*Ko amar Hashem until mipihem*), followed by 9:22-23 (*Ko amar Hashem al yis'hallel until ne'um Hashem*), skipping the intermediary passages.

The *Haftorah* for *Parshas Tzav* is read. The *Haftorah* for *Shabbos Hagadol* is **not** read. It is read only when *erev Pesach* coincides with Shabbos, which is not the case this year.⁴⁴

Av harachamim is not recited today, nor on any Shabbos during the month of Nissan.

The *Nasi* is recited after Musaf, then Tehillim. Today's *Nasi* is for the tribe of Dan and marks the tenth day of inaugural offerings. After the *Nasi*, the *yehi ratzon* prayer is recited.

LAW OF REDEMPTION: THE PURIFICATION PROCESS

As mentioned earlier, someone who is ritually impure with the degree of impurity that is associated with contact with a corpse (this status applies to everyone, everywhere, nowadays) must undergo a seven-day purification process to regain ritual purity. Ritual purity is required to offer the *Korban Pesach* on *erev Pesach*.

Part of this process involves being sprinkled with the ashes of the *Parah Adumah* (red heifer) on the third and seventh day. Since ritual purity is required to offer the *Korban Pesach* on *erev Pesach*, the last opportunity to begin the seven-day count was this past Thursday. Those who began the count on Thursday would be sprinkled with the ashes for the first time today—the third day of their count.⁴⁵

"In the Future Era, Yom Kippur will be observed on the tenth of Nissan [instead of the tenth of *Tishrei*]."⁴⁶

43) The details of the miracle are recorded in *Tur* and in the Alter Rebbe's *Shulchan Aruch*, beginning of 430, and are explained in many places in *Likkutei Sichos*.

44) The Rebbe notes in *Hanhagos for Nissan 2, 5698 (Paris)* that when *erev Pesach* coincided with *erev Shabbos*, that "individually, one reads both haftoros." This refers to the readings associated with *shnayim mikra*.

45) However, see entry for the eighth of Nissan about this year specifically.

46) *Ahavas Yonason (Parshas Hachodesh)*; see the reasoning in the original source.

Miriam the Prophetess, sister of *Moshe Rabbeinu*, passed away on the tenth of Nissan. This date was therefore established as a fast day when it occurs during the week.⁴⁷ Common custom, however, is not to fast on this day.⁴⁸

MINCHAH

In 770, Minchah is held earlier than usual today. The Torah reading for Minchah is from *Parashas Shmini*.

Tzidkas'cha is not recited today, nor on any Shabbos during the month of Nissan.

Minchah is followed by the individual reading of the *Haggadah*, from *Avadim hayinu* until *lechapeir al kol avonoseinu* (the end of the paragraph that follows *Dayeinu*). This reflects the fact that it was on the Shabbos prior to the Exodus that the redemption and the miracles began.

FOCUS ON KIDS

“Our practices on Pesach place great emphasis on children,” the Rebbe said on *Shabbos Hagadol* 5748—a **Hakhel** year, “we use all kinds of tricks to keep them awake at the Seder. This means that we must engage them on the Shabbos preceding Pesach, *Shabbos Hagadol* (as brought in different sources in *Rishonim* and *Acharonim*) in retelling the story, so that on Pesach they should ask (at the Seder). I haven’t seen this custom practiced, but that’s no proof (that it shouldn’t be)...”

THE DRASHAH

In recent generations, it has become customary for the Rav of a community to lecture on the laws of Pesach on *Shabbos Hagadol*. The main goal of this address is “to teach the people the ways of Hashem and to advise them in the practical laws of Pesach.”⁴⁹

In 770, the *Shabbos Hagadol* address will be delivered by the Rabbanim of the Badatz at **7:15 pm**.

MOTZOEI SHABBOS, EVE OF 11 NISSAN

Shabbos ends at 8:11 **pm**.

Vih no'am and *Ve'atah kadosh* are not recited at the conclusion of Ma'ariv.

Reminder: *Kiddush Levanah* is recited after Maariv (for those who haven't recited it yet).

Havdalah is recited. Then, *Veyiten lecha*.

⁴⁷) as stated in the Alter Rebbe's *Shulchan Aruch, Orach Chayim* 580.

⁴⁸) see, however, *Magen Avraham* 492:106

⁴⁹) as explained in *Likkutei Sichos*, vol. 3, p. 953ff

Since we do not use cloves during Pesach, it is important to remember to place the cloves, after using them for *Havdalah*, in an area designated to be sold to a non-Jew during Pesach.

The central *farbrengen* in honor of Yud-Alef Nissan will be held in 770 at 10:00 pm.

MEGA FARBRENGEN

“We should utilize this day to increase in all matters of Torah and mitzvos,” the Rebbe instructs,⁵⁰ “and with joy! This should be accomplished by means of a joyful *farbrengen* that is attended by many Jews—men, women, and children (separated by a *mechitzah* that meets the requirements of the *Shulchan Aruch*). The *farbrengen* should be conducted in a spirit of the joy of a mitzvah, the joy of Torah, and even joy associated with the physical body, through food and drink: ‘Bread that satiates the heart of man’, especially the kinds of food and drink that bring gladness. Needless to say, this must be done within the well-known limitations—not exceeding four cups of spirit using small shot glasses, and even then, only if one’s nature permits him to drink this quantity without undesirable effects. There is no need to elaborate on something that is understood and obvious even to the small-minded, meaning those who, when left to their own devices, would assume that conducting themselves contrary to the above restrictions would emphasize their association with *simchah shel mitzvah*... (They would assume that by imbibing greater quantities of alcohol) they are achieving far more than what they were instructed to by the elder *mashpi’im* and by the leader of this generation who issued the above restrictions in plain and clear words.

“It is also an appropriate occasion,” the Rebbe continues, “to mention the birthday of the Rambam. He was a guide to the confused of his own generation and remains a guide to those in all subsequent generations until the end of time. His birthday coincides with *erev Pesach*. We should arrange a joyful *farbrengen* that addresses matters of Torah and mitzvos on that date. It should be attended by many Jews—men, women, and children; to quote the Rambam’s introduction to *Mishneh Torah*: “It is for the small and the great alike.” However, since *erev Pesach* is not an appropriate time to hold widely attended gatherings, the event should be held in proximity to *erev Pesach*. Since it will not be held on the actual anniversary of his birth, it is necessary to put even greater effort into publicizing the event.”

MELAVEH MALKA

“One should always set his table,” writes the Alter Rebbe in *Shulchan Aruch*, “and arrange it fully on *motzoei Shabbos* (for *melaveh malka*), as if he were setting it for a complete *seudah*. Even if he will only eat a *kezayis*, either because that is all he has [or for other reasons]... he should nevertheless prepare and set his table as if he were sitting down to a full meal, in order to escort the departing Shabbos with

50) *Sichas Yud Alef Nissan* 5748

honor, similar to the honor with which he welcomes it.”

SUNDAY, 11 NISSAN - THE REBBE'S BIRTHDAY

The Rebbe was born on Nissan 11, 5662 (1902), during the day of *erev Shabbos Hagadol*. The publication *Hatomim* records that the Rebbe Rashab delivered a *maamar* on that day, *erev Shabbos* after Minchah.

TEHILLIM

In honor of the Rebbe's 121st birthday, we begin reciting Chapter 122 of *Tehillim* daily after *Shacharis*, together with the daily portion of *Tehillim*.

The Rebbe encourages the study of the year's chapter of *Tehillim*, not only with its classic commentaries, but also with the explanations of *Chassidus*. For example, the Rebbe pointedly states,⁵¹ “No doubt, many have already studied the explanations of this chapter's verses as they are expounded in *penimius hatorah*. These teachings have even been published, creating publicity for generations to come.” The teachings for this year's chapter have been published in a *sefer* entitled *Kovetz Yud-Alef Nissan—Shnas Hakuf-Chaf-Beis*.⁵²

TODAY'S NASI

The *Nasi* is recited after *Shacharis*. Today's *Nasi* is for the tribe of Asher and marks the eleventh day of inaugural offerings. After the *Nasi*, the *yehi ratzon* prayer is recited.

This week, the Chumash/Rashi studied daily as part of *Chitas is Parshas Shemini* (for the first time).

PRE-BIRTHDAY FARBRENGEN

“It is also an appropriate occasion,” the Rebbe continued, “to mention the birthday of the Rambam. He was a guide to the confused of his own generation and remains a guide to those in all subsequent generations until the end of time. His birthday coincides with *erev Pesach*. We should arrange a joyful *farbrengen* that addresses matters of Torah and mitzvos on that date. It should be attended by many Jews—men, women, and children; to quote the Rambam's introduction to *Mishneh Torah*: “It is for the small and the great alike.” However, since *erev Pesach* is not an appropriate time to hold widely attended gatherings, the event should be held in proximity to *erev Pesach*. Since it will not be held on the actual anniversary of his birth, it is necessary to put even greater effort into publicizing the event.”

LAW OF REDEMPTION: MAKEUP EXAM

Someone who was unable to examine the animal he designated for the *Korban Pesach*

51) *Sichas Yud-Gimmel Nissan* 5751

52) See the footnotes in the Hebrew section for sources about the significance of the number and content of Chapter 122.

until now must do so today to ensure that it carries no disqualifying blemishes. This is acceptable in accordance with the view that the four-day period for examination includes the actual day of offering.

MONDAY, 12 NISSAN

TODAY'S NASI

The *Nasi* is recited after *Shacharis*. Today's *Nasi* is for the tribe of Naftali and marks the twelfth day of inaugural offerings. After the *Nasi*, the *yehi ratzon* prayer is recited. There are special lessons associated with the 12th of Nissan as the culmination of the sacrifices of the *Nesi'im*. See the footnotes in the Hebrew section for sources.

KASHERING

With regard to today and the timeframe for *hagalas keilim* (koshering kitchen utensils for Pesach by immersion in scalding water): Some are extra scrupulous to perform the procedure at least three days prior to Pesach.

TUESDAY, NISSAN 13

Today is the *yahrtzeit* of the Tzemach Tzedek. He passed away in 5626 (1866) and was interred in the town of Lubavitch.

UBER-READY FOR REDEMPTION

"We are presently in a most opportune time," the Rebbe says⁵³, "for the thirteenth of Nissan is the day of the Tzemach Tzedek's *hilula*, and also the day of passing of the Beis Yosef (Rabbi Yosef Karo, 5248-5335), a *posek* of the entire Jewish community. These auspicious occasions augment our general elevated state of *geulah*-readiness in the month of Nissan. Regarding the Tzemach Tzedek—as we know, Moshiach himself has the designation "Tzemach" (as we say multiple times a day, "May you speedily cultivate the the *tzemach*—offshoot of Dovid, your servant") and the Rebbe also draws forth cultivation (*tzemach*) and justice (*tzedek*) through his halachic decisions, in the areas of both *nigleh* and *Chassidus*.

"With regard to Beis Yosef, as well, who composed the *Shulchan Aruch* (lit., "set table," as related with regard to Moshe's instruction, the laws of Torah were "as a set table before them")—a resource for *Yidden* until the end of time, and also a *sefer*, *Maggid Mesharim* on the subject of Kabbalah."

On another occasion, the Rebbe says⁵⁴: "Today is the *yahrtzeit* of the Tzemach Tzedek, whose name derives from the *sefer* he composed. But this is also Moshiach's name, as we have said many times...the Tzemach Tzedek himself dedicated himself to publicize in many of his *maamarim* the suitable way in which to fulfill the

53) *Likkutei Sichos*, vol. 22, p. 203, 211

54) From a recording of *Sichas Yud-Gimmel Nissan, 5750*

imperative, “I await Moshiach every day, that he should come.”

No Tachanun: While the first twelve days of Nissan commemorate the *Mishkan*’s dedication and the offerings of the *Nessi'im*, and the subsequent days (the fourteenth and on) are associated with the festival of Pesach and, appropriately, *Tachanun* is not said, we also do not say it today, on the day in between these events. It was thus established; since the majority of the month is connected with holidays, it influences the holiness of all its adjacent days.⁵⁵

TODAY’S NASI

After Shacharis, the section of *Zos chanukas hamizbe'ach* is read as a culmination to the recitation of the daily *Nasi*. It concludes with *kein asa es hamenorah*. *No yehi ratzon* is recited.

DENTAL KASHERING

Denture wearers and youth wearing braces to straighten their teeth should not eat or drink any warm or sharp *chametz* substance for a twenty-four hour period prior to the deadline for eating *chametz* on *erev Pesach*, an interval that begins today at 10:48 am. Some refrain from eating or drinking warm or sharp *chametz* for a full twenty-four hours before they perform *hagalah* on the dentures.

BEDIKAH PREP

The selling of *chametz* will take place at the Badatz office today from 12:00 noon until 7:45 pm, and again after *Bedikas Chametz* from 11:30 pm until 1:00 am. Be sure to inform the Rav if you will be traveling away for Yom Tov.

Every room that requires searching for *chametz* must first be thoroughly swept and cleaned today, in preparation for the actual search in the evening. The head of a household should remind all members of his family to clean under their beds.

TUESDAY NIGHT, EVE OF 14 NISSAN

Night of Bedikas Chametz

WHAT TO PREPARE

The prevalent custom is to position pieces of *chametz* (hard pieces that do not crumble, which would cause serious *chametz* issues) around the house in the areas that will be searched during *bedikas chametz*. These are placed into position a short while before the *bedikah* commences. Each piece should be wrapped securely in paper, but not in foil, which would prevent the *chametz* from being fully burned the next day. According to Kabbalah, exactly ten pieces

⁵⁵ See Hebrew footnotes for sources, details and alternate explanations.

should be used.

It is highly advisable to prepare a list that accurately describes the location of each of the ten pieces.

It is best to use at least the amount of a *kezayis*⁵⁶ divided into ten, in order to fulfill the mitzvah of *biur chametz* according to biblical law. However, each individual piece should not exceed a *kezayis* in size. For if a piece is lost, at least the biblical law of *bal yeira'eh* (not owning a visible *kezayis* of *chametz*) will not have been broken, and if it is found and accidentally eaten during Pesach, at least the penalty of *kareis* will not be incurred because the *chametz* will lack the required minimum size for this penalty.

Before beginning the search, all remaining *chametz* on the property that will be sold, consumed before the *z'man*, or burnt with the ten pieces should be safely stored away in a designated place—high up, locked away or covered by a heavy lid inaccessible to young children (or rodents).

AWAY FROM HOME

Someone who intends to travel on *erev Pesach* in order to spend Pesach in a different location should not sell their entire property to a non-Jew as *chametz*. Rather, at least one room must be excluded from the sale in order to be able to perform *bedikas chametz* tonight (eve of the 14th of Nissan) in at least part of his home.

A person who has traveled away from home earlier need not leave a room unsold. Instead, they are obligated to perform *bedikas chametz* tonight wherever they may be.

A guest should place some of their own *chametz* in the room where they are staying and conduct a search for *chametz* tonight. (Technically, a guest can fulfill their obligation to search for *chametz* tonight via the search conducted by his host. In that case, the host acts as his guest's *shliach* for *bedikas chametz*.) A guest who owns no *chametz* is not obligated to search at all. Someone who wishes to be *machmir*, however, will make a point of bringing some *chametz* of their own in order to conduct a search, but should nevertheless listen to, and rely upon, the host's recital of the blessing over the search. Some suggest that a guest should temporarily purchase the room in which they are staying from their host (using a purchase method that is halachically valid) in order to conduct the search. In this case, they should still rely on the host's blessing and start the search in an area near where the blessing was recited and then proceed further (as will be elaborated below).

If a renter or guest stays in a home and the host is not present on the night of the fourteenth, they must conduct the search on behalf of the owner.

⁵⁶) The volume of bread that fits into a small matchbox.

BEFORE SEARCHING

From approximately half an hour prior to *tzeis hakochavim* (nightfall), it is prohibited to sit down to a meal or to study, except in the case of a regular *shiur*, or if you appoint a *shomer*—someone who will remind you that the proper time for the search has arrived.

It is also forbidden to perform work, or to enter a bathhouse (as these are activities that may easily go overtime, and cause neglect in conducting the search). If you started more than a half-hour before *tzeis*, you do not need to interrupt at that time, just when the actual *z'man* for the *bedikah* arrives.

MAARIV

Bedikas chametz is conducted immediately after Maariv. Various options are presented in *Shulchan Aruch*, but the accepted practice is to conduct the search at that time.⁵⁷ For this reason, Maariv must be recited in its due time (7:55 pm) and not delayed. As the Alter Rebbe explains,⁵⁸ “Since *Chazal* established a time (for *bedikas chametz*), one who fails to conduct his search at that time is not merely considered slothful (in fulfilling his duties), but he is called a transgressor, for he has transgressed an enactment of *Chazal*.”

Some are careful to wash their hands for *netilas yadayim* before conducting the search. *Bedikas chametz* facilitates the observance of Pesach, and it is therefore an important mitzvah that deserves to be conducted in a state of ritual cleanliness.

WHO SEARCHES

The head of a household should gather his family members around him while reciting the blessing:

ברוך אתה ה' אלקינו מלך העולם, אשר קדשנו במצותיו וצונו על ביעור חמץ.

The brachah is said before conducting the search, so that they can fulfill their obligation through his search. Household members are not obligated to search for *chametz* individually in addition to the search conducted by the head of the household. Nevertheless, if they do so, they have performed a mitzvah. It is therefore possibly a mitzvah for the head of household to give them the merit of participating in this mitzvah.

To perform *bedikas chametz* in the best possible manner, do not rely on a search conducted by anyone other than a person who is halachically considered a free man who is obligated in mitzvos—a male thirteen years of age or older, unless there is no alternative. Do not talk from the moment you recite the blessing until the conclusion of the search. Take care to begin searching in the immediate

⁵⁷) see also *Likkutei Sichos*, vol. 17, p. 434

⁵⁸) Alter Rebbe's *Shulchan Aruch*, *Kuntras Acharon*

vicinity of the location in which you recited the blessing before moving on to other rooms.

It is appropriate for *yeshivah bachurim* sharing a room in a dorm to appoint one *bachur* who will conduct the search on all the roommates' behalf. If they all wish to participate, they should listen to his brachah and then search a section of their shared room.

HOW TO SEARCH

After reciting the blessing, do not speak before beginning the search, even to address a matter that pertains to the actual search. Throughout the search, refrain from talking in matters unrelated to the actual search—including when going to search in outbuildings or the car.

The search must be conducted by candlelight, because candlelight is ideal for searching and probing all sorts of corners, cracks, and crevices. A torch (made of multiple wicks or a thick stem) should not be used, but rather, a small single flame. Unless there is no other choice, only a beeswax candle should be used to conduct the search.

Where there is a concern of danger (such as causing a fire), an electric flashlight should be used instead. A blessing should be recited in this case as well.

A bird feather is used in the search, and the *chametz* that is found is placed in a small paper bag. Plastic bags should not be used because they emit toxic fumes when burnt.

Using candlelight, search every nook and cranny, even cracks in the floor.

Bedikas chametz entails painstakingly searching for *chametz* in every location where *chametz* could have been unthinkingly brought in at some point during the year. For that reason, every room in the house, including its attics and even places where *chametz* was not consumed needs to be thoroughly searched for *chametz* tonight, by candlelight, with the exception of any areas that can be verified to have been *chametz*-free all year round.

In a home with young children, any holes and cracks that are lower than three *tefachim* from the floor must be searched. The assumption is that a child may have stowed a piece of *chametz* there.

Remember to search your car for *chametz* (using a flashlight).

The search for *chametz* includes places of work, such as an office—unless no one will enter that location during Pesach and it can therefore be sold to a non-Jew for the duration of the festival.

The Chabad custom is to carry out the search meticulously, at great length.

POST-SEARCH

After the search has ended, it is appropriate to count the pieces of *chametz* to ensure that all ten pieces were found. (If a list of the ten locations in which *chametz* was placed was compiled prior to the search, the pieces could be checked off as the search progresses and each piece in turn is discovered.)

If a piece is missing after the search, the entire house must be searched again without a brachah. (If those who hid the missing piece can pinpoint the room where the piece should be found, only that room must be searched.)

If the piece is not found, then, left with no choice, the searcher may rely on the verbal declaration recited after the search, whereby they relinquish ownership of any unfound *chametz* still in possession.

Once the search is concluded, the candle stub (if it remains) is placed together with the feather and the small paper bag (containing the ten pieces of wrapped *chametz*) into the bowl of the wooden spoon. The entire set is wrapped in paper, leaving just the long handle of the spoon exposed. A string or rope is then tightly wound multiple times around the paper and firmly tied.

All final *chametz* items that are to be sold to a non-Jew must be placed in locations designated for this purpose. These locations should be closed, secured, and labeled.

KOL CHAMIRA

After the search, recite *Kol chamira*, relinquishing ownership over *chametz*.

The main denunciation occurs not via speech, but in the mind and heart, whereby you resolve firmly that all *chametz* found on your property is utterly worthless to you—as if it were mere dust. After reaching this decision, we no longer think about the *chametz*, and it is considered entirely *hefker*, ownerless and free for anyone to take. This intent frees the searcher from the prohibitions against owning *chametz* during Pesach. Nevertheless, Chazal also require a verbal expression of this decision by reciting *Kol chamira*.

The average person in the majority of countries does not understand the Aramaic language in which Chazal composed *Kol chamira*. It is essential to inform everyone of the importance of reciting the declaration in a language that they fully comprehend. As explained above, the nullification of *chametz* depends chiefly on a person's intentions and inner resolve. It is crucial that the declaration not be a clueless utterance of foreign words, but rather, a rational relinquishment of ownership.

In English: **All leaven and anything leavened that is in my possession, which I have neither seen nor removed, and about which I am unaware, shall be considered nullified and ownerless as the dust of the earth.**

The declaration recited on the eve of the fourteenth of Nissan after the search serves only to nullify any *chametz* the existence of which is not known. By contrast, the *chametz* which a person will purposely retain in order to eat tonight or tomorrow—as long as permissible, until the fifth halachic hour of the day) is not included in the declaration; if it is declared ownerless and nullified, the declaration is worthless and the *chametz* must still be disposed of in its proper time.

If you forgot to do the *bedikah* tonight, see the chart at the end of the booklet.

KIDDUSH LEVANAH REMINDER

Tonight is the last chance to recite *kiddush levanah* (*lechatchila*).

WEDNESDAY, 14 NISSAN

EREV PESACH

Today is the anniversary of Rambam's birth. He was born on an *erev Pesach* that coincided with Shabbos, an hour and a third after midday.

RISE EARLY

On every *erev Pesach*, it is important to daven early so that we may finish eating our *chametz* meal before the fourth hour of the day.

SHACHARIS

Mizmor lesodah, usually recited after *Baruch she'amar* during Shacharis, is not recited today. It is also not recited during Chol Hamoed.

FOOD AVOIDANCES

It is forbidden to eat matzah any time today, starting from dawn. (The Chabad custom is to refrain from eating matzah from Purim, thirty days before Pesach.) A young child who is unable to comprehend the basic story of the Exodus from Egypt is permitted to eat matzah, and may even do so after nightfall before hearing *kiddush* at the start of the *Seder*. By contrast, a child who can relate to the

saga of *yetzias mitzrayim* must not eat matzah the entire *erev Pesach*.

Some have the custom to refrain from eating *marror* today, so that they can eat it at tonight's Seder with a good appetite. For the same reason, they refrain from eating *marror* during the daytime of the first day of Pesach, in order to eat it on the second night's Seder with a good appetite. The Chabad custom is to refrain from eating any of the items that are used for *marror* or *charoses*, from dawn on *erev Pesach* until after *koreich* of the second Seder night. This does not apply to meat, fish, eggs, potatoes, and onions, despite the fact that they will potentially appear on the *ka'arah* (Seder plate) as *karpas* and *beitzah*.

FAST OF THE FIRSTBORN

In commemoration of the miracle of *makas bechoros*, whereby every Egyptian male firstborn died but every Jewish male firstborn was spared, it is customary for firstborn sons to fast the entire *erev Pesach*.

Who needs to fast? Every kind of firstborn, not only "true" firstborns, including someone who is the firstborn son only to his father, or only to his mother, or if he is the first surviving child after a miscarriage, stillborn, or the like. Even a convert who is the firstborn of non-Jews should fast. However, a *chassan* still in the seven days after his wedding and someone born by C-section (or his younger brother by natural birth), do not need to fast.⁵⁹

It is customary for a father to fast on behalf of his minor son who is older than thirty days until he has grown old enough to fast for himself.

Halachah states that if the father is himself a firstborn who is required to fast, the child's mother fasts instead on behalf of her minor firstborn son, or forgoes it by participating in a *siyum*, if possible. Some poskim are lenient, and say she can participate simply by eating food delivered to her from a *siyum*. If fasting causes pain, and certainly if she is pregnant or nursing, the mother does not need to fast. However, the common custom is that women do not fast. In that case, the father's fast will be considered on his own behalf as well as on behalf of his son.⁶⁰

In locations without an established custom to the contrary, a firstborn is permitted to end his fast with a *seudas mitzvah*. It has become the widespread custom for firstborns to annul their fasts on *erev Pesach* by participating in a *siyum*, a ceremony marking the conclusion of study of an entire *masechta* (volume) of Mishnah or Talmud,⁶¹ after which they partake of the *seudas*

⁵⁹ See footnotes in the Hebrew section for more regarding converts and non-natural births.

⁶⁰ See Alter Rebbe's *Shulchan Aruch* 470:6 regarding the case of a mother who no longer has a husband, or a woman who observed this fast in previous years.

⁶¹ Can a firstborn participate in the *seudah* without having heard the *siyum*? There are differing halachic opinions in this case. See *Sichas Parshas Pinchas* 5745 (regarding an allowance for eating meat during the Nine Days). See [#4934](http://www.asktherav.com), also the Hebrew footnotes in this guide.

What if he heard the *siyum* but didn't participate in the *seudah* following—can he eat throughout the day?

mitzvah that follows the *siyum*. They are thereby permitted to eat and drink as they wish during the day. It is customary to bring even young firstborn children to this *siyum*.

It is customary to be lenient in this area, so that even a *siyum* over a tractate of Mishnah or the minor tractates of Talmud are considered a *seudas mitzvah*. Nevertheless, a firstborn who is stringent to maintain his fast will be blessed.⁶²

SOF Z'MAN FOR CHAMETZ

The deadline for eating *chametz* is 10:48 am. No *chametz* may be eaten at this time or at any time afterward until Pesach is over.

Chazal prohibited the eating of *chametz* from two halachic hours before midday (from the start of the fifth halachic hour). However, *Chazal* only prohibited the **eating** of *chametz* during the first of those two hours, while still allowing benefit from *chametz* items in the following hour (until the sixth hour). For this reason, it is still permitted to sell *chametz* to a non-Jew at this time.

Clean your mouth and teeth well to remove any remnants of *chametz* before the deadline for eating *chametz*.

Dentures must be cleaned extremely well to remove even the minutest trace of visible *chametz*. They should then be *kashered* for Pesach by pouring boiling water over them using a *kli sheini* (secondary vessel). If it is certain that they will not be damaged by pouring directly from the source of boiling water, it is preferable to do so.

Those with dental bridges or implants or youth with non-removable braces must first clean their teeth and the braces or bridges extremely well, removing even the faintest trace of visible *chametz*. They should then "kasher" their braces or bridges by drinking water at the highest temperature that they can tolerate without harming themselves, G-d forbid.

ELIMINATING CHAMETZ

Final Reminder: All final *chametz* items that are to be sold to a non-Jew must be placed in locations designated for this purpose before the time to finish burning *chametz*. These locations should be closed, secured, and labeled. In addition, all garbage bags, vacuum cleaners, and the like that contain *chametz* must be removed or stowed away by this time.

Women who intend to wear their rings during Pesach must *kasher* them if the rings have been in contact with warm *chametz* substances. If the rings have not yet been *kashered*, they must be attended to now. Any traces of *chametz* must first

This is also controversial, but he may do so if absolutely necessary. (The leniency does not apply for someone eating from food delivered from the *seudah*, in a case where they missed the *siyum*.)

62) see *Hisvaaduyos* 5744, vol. 2, p. 1050

be removed and then boiling water is poured over the rings.

Everyone must remember to examine their pockets and gloves, and that of their children, to remove any possible *chametz*. Someone who never places *chametz* on their person need not check these locations today (nor last night during *bedikas chametz*). Nevertheless, it can only bring blessing to be extra cautious and to check all such garments.

Chametz that was placed in a dumpster or bin—if the bin belongs to a Jew or is in their private yard—must be destroyed before the deadline for burning *chametz*. Bleach or another corrosive substance may be poured over it until even a dog would not eat it. If the bin belongs to the municipality and it is placed in the public domain, there is no need to destroy the *chametz* within it. It is advised to wash out the bins before this time and utilize a separate *chametz* bag that can be properly disposed of during the *biur* this morning.

Chazal prohibited not only eating, but even deriving benefit from *chametz* from the beginning of the sixth halachic hour of the day. It is therefore no longer possible to sell *chametz* to a non-Jew after this time.

No benefit may be derived from *chametz* that belongs to someone else, even *chametz* owned by a non-Jew. For example, it is prohibited to deliberately smell a non-Jew's bread or other *chametz* food.

It is best to take care to recite the second declaration of annulment of *chametz* (by relinquishing ownership) only after removing and destroying all *chametz* from your property. This way, remaining *chametz* is destroyed, fulfilling the mitzvah of *biur chametz*, and only then is any overlooked *chametz* rendered ownerless and worthless. (If the order is reversed, first relinquishing ownership and only then removing and burning the *chametz*, the mitzvah of *biur chametz* is not fulfilled because the *chametz* that is destroyed is ownerless.)

LAST YEAR'S EIRUV

It is customary to re-establish the *eiruv chatzei roseach erev Pesach* with a fresh matzah. But what is to be done with the old matzah? Some have suggested turning it into some form of cooked dish after *Shabbos Hagadol* (when it is no longer needed) and eating it between *Shabbos Hagadol* and *erev Pesach*. However, the *Rishonim* clearly state that the custom is to burn it or otherwise eliminate it on *erev Pesach*. The Rebbe explains that it cannot be used for the subsequent *eiruv* because the matzah has not been guarded throughout the year with the extreme care usually taken for items that are to be eaten on *Pesach*. It is therefore burned along with the *chametz*.

BURNING THE CHAMETZ

All remaining *chametz* must be eliminated by 11:53 am.

Therefore, all *chametz* must be thrown in the fire in advance of the latest time

to own *chametz*,⁶³ with sufficient time for reciting the text for nullifying *chametz* before the deadline.

It is highly inadvisable to wait until close to the deadline to destroy *chametz*, because it takes time to recite the text of *Kol chamira*, nullification of all *chametz*, after the *chametz* was thrown into the fire.

Chametz should be burned alone in a fire designated for this purpose only. It is critical to remember to burn the paper bag containing the ten pieces of *chametz* from last night’s search (as well as the spoon, feather, and candle remains). They must be removed from the house and burned together with any other *chametz* presently being burned.

Someone who did not recite the blessing over last night’s search for *chametz* should omit Hashem’s name while reciting the blessing over burning the *chametz*. (He recites “*Baruch asher...*”)

During the burning of the ten pieces, recite the *yehi ratzon* prayer found in the *siddur* or *Haggadah*.

After burning the *chametz* and removing any *chametz* that remained from this morning’s meal, is it appropriate to recite the second *Kol chamira* (declaration of annulment), so that if any crumbs or traces of this morning’s food were overlooked, they will be considered ownerless and worthless. If they are subsequently discovered during Pesach, there will be no transgression in the prohibitions against *chametz*.

Today’s *Kol chamira* is slightly different from last night’s. The Aramaic version is printed in the *siddur*, but it must be recited in a language the speaker understands. The implication of the original text is as follows:

All leaven or anything leavened which is in my possession, whether I have seen it or not, whether I have observed it or not, whether I have removed it or not, shall be considered nullified and ownerless as the dust of the earth.

INTERNAL BIUR

“Burn and nullify your *chametz* quickly and with alacrity,” the Shaloh writes. “Rouse yourself for *teshuvah*, parse your affairs and ponder that thus you are eliminating your *yetzer hara*, who will hence (as stated in the Torah verse concerning the eradication of *chametz*) ‘not be seen nor found’ with you anymore.”

THE ARIZAL’S PROMISE

The Arizal states, “One who is scrupulous regarding even the minutest quantity of *chametz* on Pesach is guaranteed not to sin the entire year.” He possibly refers to

63) Moreso, there are those who customarily begin burning their *chametz* even from the fifth hour—wherein immediately after eating their last *chametz*, they immediately bring it with all that was set aside to be burned.

immunity from inadvertent sins; there is no question that every person retains his freedom of choice for good or bad regardless.

The Alter Rebbe quotes in a responsum that the Arizal stated that we should observe all of the *chumros* (extra-precautionary stringencies) during Pesach. In the year 5692, the Frieddiker Rebbe stated that his father, the Rebbe Rashab, had said not to make a custom of observing *hiddurim* during Pesach. The reason for this is to avoid being considered having formally accepted these stringencies with the force of a vow. Presumably, this means that we should keep the *chumros* without establishing them as a custom.

We should not say, “Pesach is such a bother!” or express similar sentiments. In the *Haggadah*, we read that the wicked son says: *What is this service to you?* meaning, “Why bother with all this hassle?!” People are no longer careful about this nowadays, as can be readily observed. In order to judge them favorably, we can assume that the title “*rasha*” applies only when decrying the efforts involved in the actual *Korban Pesach*—the service referred to in the verse in its most limited sense. The *Korban Pesach* is a biblical obligation, and the wicked son is claiming that the Torah’s commandments are nothing but a burden. By contrast, the frequently voiced exclamations of weariness and overwhelmedness that we hear nowadays refer to the extra stringencies and precautions that have accumulated over the generations.

EREV PESACH IN LUBAVITCH

On *erev Pesach*, a specific order of conduct existed in the town of Lubavitch under the guidance of the Rebbeim. After burning the *chametz*, they would immerse in a *mikveh*. They would then dress in Yom Tov clothing and bake the matzos to be used for that night’s Seder (these matzos are called *matzos mitzvah*). They would then busy themselves with all of their other Yom Tov preparations, including the removal of seals from bottles of wine, especially seals that included lettering. They would also partially remove the corks or stoppers from the necks of the bottles, taking care to prevent the metal of the bottle opener from coming into contact with the wine.⁶⁴

In *Likkutei Dibburim*, the Frieddiker Rebbe recalls *erev Pesach* in Lubavitch: “On that one day there was this huge contrast in atmosphere between the first and second part of the day. *Chatzos* separated the two like a partition, and on either side, it was like two different seasons of the year.”

EREV PESACH AFTERNOON

The Rebbe customarily distributed *shmurah matzos* after Minchah on *erev Pesach* while dressed in the silk *kapote* that he reserved for Shabbos and Yom Tov, and while wearing his *gartel*⁶⁵—it is a custom mentioned in many places to wear Shabbos and Yom Tov clothing after *chatzos* (midday).

64) *Sefer Hasichos* 5703, p. 74; see *Sefer Hasichos* 5696, p. 129

65) *Sefer Haminhagim Chabad*, p. 38

Chatzos today is at 12:58 pm.

BAN ON WORK

During the era of the *Beis Hamikdash*, *Chazal* instituted a prohibition against any Jewish person performing work from *chatzos* on *erev Pesach*—the hours in which the *Korban Pesach* was offered. This Rabbinical prohibition was not removed even after the destruction of the *Beis Hamikdash* and the deferment of the *Korban Pesach*. Someone who performs work during these hours is treated as one who transgresses the laws of *Chazal*. They will never see any blessing from the work performed. To work for payment or for free, for yourself or for others, or even for the needs of Yom Tov, are all equally forbidden.

All activities that may be performed during Chol Hamoed—such as a matter that will be lost if left unattended, or something that is necessary for the days of Chol Hamoed and is done non-professionally, not as a worker trained in that field—may certainly be performed on *erev Pesach* afternoon.

It is only true work that may not be performed, such as crafting a new utensil or sewing new garments. By contrast, it is permitted to repair something that has been slightly damaged and is needed at present. Similarly, sewing and repairing clothing that has been slightly torn or damaged and is needed for Yom Tov is allowed. Work of this kind may be performed in a professional manner for a person themselves, or for someone else but without payment.

Professional writing is considered a true form of work and is not permitted even for a mitzvah, unless it meets the requirements that would make it permissible during Chol Hamoed.

It is permitted to write (jot down notes) as part of Torah studies, because there is no intention to produce a perfect script or style. It is customary to permit the composition of non-official letters.

It is forbidden to give a haircut to a Jewish person after *chatzos*. It is also prohibited to cut your own hair at this point. However, you may receive a haircut from a non-Jew.

Every form of work may be performed on a person's behalf by a non-Jew, even matters that are not necessary for Yom Tov.

Some authorities consider it forbidden to trim nails after *chatzos*, while others are lenient. Given a choice, be stringent and take care of nail-cutting before midday. Someone who forgot or was unable to do so, may rely on the lenient view and trim them in the afternoon.

All of the above refers to work performed in the afternoon on *erev Pesach*. Although some *kehillos* prohibit work in the manner described above even before *chatzos*, it is not our local custom.

LIKE A YOM TOV

“All day on *erev Pesach*,” the Shaloh writes, “each person should sense Hashem’s steady presence, spending its entirety in *avodah* with awe and fear.” He also states that from *chatzos* onward, the day is considered a Yom Tov on account of the holy atmosphere associated with the offering of the *Korban Pesach*. Occupy yourself solely with Yom-Tov-related activities, including bathing and immersing in the mikvah; attend to these wholeheartedly, and with the joy of the Divine.

From a letter of Rabbi Akiva Eiger: When the Jews were settled in the Holy Land, we celebrated a joyous Yom Tov with the slaughtering of the *Korban Pesach* and the recital of *Hallel*. Currently, due to the onus of our many sins (we were exiled), yet we must still make some sort of remembrance to this occasion. Act today with holy purpose, awe and trembling as we occupy ourselves with the mitzvos associated with the day such as burning and eradicating *chametz* and preparing to bring in the Seder; after *chatzos*, *melachah* is actually expressly forbidden.

BLOODWORK ON EREV YOM TOV

We should not let blood on *erev Pesach*. Chazal applied this prohibition to the day preceding each of the three festivals as a precaution, on account of the severity of bloodletting on *erev Shavuos*, which entails a risk of actual harm.

IF CHAMETZ IS FOUND

What if *chametz* is discovered anywhere on an individual’s property during Pesach? According to the original law (without the consideration described below), *chametz* that is discovered on *erev Pesach* (when it falls on a weekday) anytime between the deadline for removing or destroying *chametz* and *shki’ah* (sunset), must be destroyed completely as soon as it is discovered. The same is true of *chametz* discovered during Chol Hamoed. If it is discovered during Yom Tov (or Shabbos Chol Hamoed), it must be securely covered so that it cannot be seen, and then destroyed completely immediately after Shabbos or Yom Tov.

When destroying *chametz* during Pesach, the blessing *al bi’ur chametz* is recited, provided that there is at least the quantity of a *kezayis* and that it is considered true *chametz*.

Nowadays, however, it is customary to include the phrase, *b’chol makom shehu*, “wherever it may be,” in the contract by which the *chametz* is sold to a non-Jew. Therefore, some authorities consider any *chametz* discovered during Pesach as belonging to the non-Jew, and it should be placed along with the other items that have been sold to the non-Jew.

Someone who wishes to be stringent and to burn the *chametz*, out of concern that it may not be included in the sale, should not recite a blessing over its destruction. Destroying the *chametz* is not considered theft from a non-Jew

because there is intention to pay the non-Jew for the destroyed *chametz* should they demand it, and a Jew is technically permitted to take an item in advance from a non-Jew with the intention of paying for it subsequently. When doing so, the finder must have in mind that they do not intend to acquire the *chametz*. For this reason, it is best to avoid touching it directly; it should be moved with a stick or some similar method.⁶⁶

MEAT COOKING METHODS

Roasted meat and poultry are not consumed at the Seder because they resemble the *Korban Pesach*. Meat that is cooked in its own juices, meaning that it is placed in a pan without water or any other liquids and stews in the fluids that emerge from the meat when heated, is not considered roasted meat. Nevertheless, there is an issue of *maras ayin*—it can be confused for roasted meat by an observer, who may conclude that it is permissible to eat roasted meat at a Seder. It is therefore prohibited. Braised meat is included in this prohibition as well (even though it uses some liquid—oil—at the bottom of the pan). Even meat that is first cooked in water and then roasted is prohibited for the same reason. However, meat that is roasted and then cooked in liquid is permitted.

Foods that do not require *shechitah* such as fish and eggs may be eaten at the Seder even if they are roasted.

SEDER PREPARATIONS

Set the table while it is still day, so that the Seder can begin as soon as it grows dark. On the afternoon of *erev Pesach*, prepare all the items that will be necessary for the Seder, such as the matzos, the wine (including removing the seals and opening the bottles), and the items to be placed on the *ka'arah*. Check the lettuce; grate the horseradish; boil eggs, roast the neckbone; prepare the *charoses* and saltwater.

Although the items for the *ka'arah* must be prepared in advance, nevertheless, it is the Chabad custom to arrange them on the *ka'arah* only at night, immediately prior to *Kadesh* (the recital of *kiddush* at the start of the Seder).

MATZAH

Setting aside whole matzos for the *Seder* that are free of bubbles and folds (which may hide unbaked dough that became *chametz* and should not be eaten on Pesach) will save precious time when setting the *ka'arah* on Wednesday and Thursday night. Also ensure that *challah* was taken when the matzos were baked, since this may not be done on Shabbos or Yom Tov.

If you discover that no *challah* was taken from the matzos on Shabbos or Yom Tov, leave a piece of matzah in the box to be separated as *challah* after Yom Tov.

⁶⁶) This concept was discussed at length at a *Kinus Torah* held in 770 on Chol Hamoed Pesach 5766.

If you forgot to examine your matzos, you may remove the folded or bubbled areas (even on Shabbos) without concern of *borer* (selecting).⁶⁷ The problematic matzah should be put aside to burn after Yom Tov.

Some authorities consider it forbidden to singe the edge of a broken matzah on Shabbos or Yom Tov in order that it should be considered whole, because such an activity is considered *tikkun mana*, completing the production of an item. Aside from this concern, others doubt the effectiveness of using a broken-but-singed matzah to fulfill the obligation of *lechem mishneh* (using two whole loaves/matzos for a Shabbos or Yom Tov meal).

It is not ideal to use a matzah for *lechem mishneh* that has a part that is so burned it is inedible. However, if it would be eaten that way in dire circumstances, it may be used. And where no other proper matzah is available, even burned matzah may be used.⁶⁸

Ideally, two whole matzos should be used whenever *lechem mishneh* is needed. However, in a situation where whole matzos are scarce, what can be used? According to many authorities, a broken matzah that is missing up to 1/48 of its total mass can still be considered whole. If you have only one whole matzah, you only need another piece (a half-matzah or larger) to complete the *lechem mishneh*, according to some opinions. If you have no whole matzos at all, even two pieces, each at least a half-matzah, will suffice.

Although each person must own the matzah, we are not stringent to have family members or guests make a formal *kinyan* (halachic transfer of ownership) on their portion.

ROMAINE LETTUCE

Check the lettuce leaves to make certain they are bug-free; dry them to avoid a concern of *sheruyah* (matzah that contacts water during Pesach) when the lettuce will later be used to fill the matzah of *Korech*.

Checking the lettuce for bugs on Yom Tov may involve a number of severe prohibitions, including killing a living creature, handling *muktzah*, sorting, squeezing, etc. It is therefore essential to check the lettuce and dry them on *erev Yom Tov*. Additional difficulties that arise from checking the leaves at night are the lack of daylight—natural light is a far superior means of lighting for this activity—and the haste required to avoid delaying the Seder, both of which raise a serious risk of overlooking an insect.

If you forget to check the leaves on *erev Yom Tov*, do not soak the leaves in water on Yom Tov. Cut off the fittest pieces of lettuce, or take only the spines, and examine them for visible bugs right before the meal, only in the quantity needed

⁶⁷ Alter Rebbe's *Shulchan Aruch* 500:18

⁶⁸ See Hebrew section for sources.

for that night.

Zeroa—the neckbone: The Alter Rebbe states in his *Shulchan Aruch* that “according to the strict law, it may be roasted or cooked. It is customary, however, to roast it over coals as a remembrance of the *Korban Pesach* that was roasted in fire.”

You may roast the *zeroa* on Yom Tov if you neglected to do so on *erev Yom Tov*, as roasted is preferred. If your custom is to cook it, but forgot to do so earlier, you may likewise cook it then.

There are two things to be careful about: (1) Cook or roast only the quantity needed for that night; (2) Make certain to eat the meat sometime tomorrow. Cooking or roasting is permitted on Yom Tov only if the food will actually be eaten on Yom Tov. If it is roasted, it may not be eaten that night because it is prohibited to eat roasted meat at the Seder (due to the similarity with the *Korban Pesach*), and there is no choice but to eat it the next morning or afternoon. Even if it is merely cooked, you should ideally refrain from eating it at night; wait and eat it in the daytime.

The general Chabad custom is to remove almost all of the meat from the bone before placing it on the *ka'arah*, and to avoid eating the meat of the *zeroa* altogether (even after the Seder night) because of its resemblance to the *Korban Pesach*. Only if the meat was cooked or roasted on Yom Tov is this done differently (that its meat is eaten the next day).

Note that when clearing the *ka'arah* when the Seder is concluded, we are careful to wrap the *zeroa* before throwing it away.

Beitzah—the egg: If you neglect to cook them before, it is permissible to cook eggs on Yom Tov, but only the amount that is required for Yom Tov.

Marror: In his *Shulchan Aruch*, the Alter Rebbe states that it is forbidden to finely grate the horseradish during Yom Tov, even if it is done with a *shinui* (in an uncommon manner), because its way of grating is that a lot is grated at once.⁶⁹ Rather, if you forgot to grate the *marror* before Yom Tov, you should either use lettuce leaves only (they must be examined carefully for insects) or chop the horseradish into slightly larger pieces with a knife.

Charoses: *charoses* may be prepared as usual on Yom Tov.

Saltwater: It is permissible to prepare the saltwater on the night of the Seder without employing a deliberate *shinui*.⁷⁰

⁶⁹) This stands in contrast with the ruling of *Chayei Adam* and other authorities who permit grating and grinding with a *shinui*.

⁷⁰) This is the opinion of the Alter Rebbe (unlike the opinion of *Chayei Adam* and others who insist that one use a *shinui* to prepare salt water on *Yom Tov*).

NEW PURCHASES & PAPER GOODS

If new ceramic cookware⁷¹ was purchased for Pesach, it is customary to cook in it at least once before Yom Tov, since this material improves with use, and cooking with it for the first time can be a form of *mesaken kli* (finishing construction), which is forbidden on Yom Tov.

All new utensils should be *toiveled* before the onset of Yom Tov. If you forgot to do so, see the footnote.⁷²

Remember to cut all disposable table covers, paper towels, tinfoil, and toilet tissue needed over the first days of Yom Tov and Shabbos Chol Hamoed before Yom Tov. It is absolutely forbidden to cut any material on Shabbos or Yom Tov for use as a tablecloth. This is the case even if the piece is not being cut to the precise measurement of the table. This prohibition also includes cutting a roll of paper, nylon, foil, and the like, to size.

Remove packaging, tags, basting stitches and spare buttons from new (and dry-cleaned) clothing; lace shoe eyelets, check tzitzis knots and perform other needed tasks that are restricted on Shabbos and Yom Tov.

PROVIDING FOR OTHERS

“When one sits down to eat and drink (during a festival),” Rambam states, “he is obligated to also feed the stranger, orphan, and widow, along with any other needy person suffering misfortune. One who acts contrarily, bolting the doors to his courtyard so that he can eat and drink with his wife and children without providing food and drink to the poor and broken-hearted, is not partaking in the joy of a mitzvah, but of his own stomach. This type of merriment is a disgrace to those who engage in it.”

EIRUV TAVSHILIN

An *eiruv* becomes necessary when Yom Tov occurs on Thursday and Friday or on Friday and Shabbos. **Don't forget!** Many overlook this important requirement, causing themselves great difficulties. It is highly recommended to schedule a personal electronic reminder via cell phone, email, or other method.

Prepare an *eiruv tavshilin* as described below. (For more details, see the Alter

71) The same would apply to cast iron as well.

72) If the (metal) utensil holds water, you can fill it at the *mikvah* and use the drawn water on Yom Tov (such as for washing dishes). No brachah is recited on the dipping, but the utensil is *toiveled* by default and may be used on Yom Tov. If the water cannot be used or the utensil is not concave to hold water, the utensil may be given as a gift to a non-Jew and then borrowed back for the duration of Yom Tov. Regardless, the utensil should be *toiveled* again after Yom Tov without a brachah.

Glass or china (which only require *toiveling* by Rabbinic law), may be dipped on Yom Tov, but not on Shabbos.

Rebbe's *Shulchan Aruch* 527.)

Even if you do not intend to cook food for Shabbos during Yom Tov you must nevertheless prepare an *eiruv tavshilin* and recite the appropriate blessing over it in order to be permitted to light Shabbos candles while it is still Yom Tov.⁷³ Without an *eiruv tavshilin*, you may not light candles during Yom Tov for the sake of the approaching Shabbos.

If you are being hosted as a guest during Yom Tov, ask a *Rav* regarding the permissibility of relying on your host's *eiruv tavshilin*.⁷⁴

The *eiruv* dispensation allows for cooking on **Friday** (the second day of Yom Tov) for Shabbos. You may not extend the allowance for Thursday—whether it is something needed for the second day or for Shabbos.⁷⁵

How do I establish an *eiruv*?

On *erev Yom Tov*, take: (1) a matzah (the size of *kebeitza*, the volume that would fit into two small matchboxes), that is being set aside for Shabbos, and (2) a *choshuv* (presentable) prepared food such as fish or fowl (the size of *kezayis*, the volume that would fit into a small matchbox), and hand them both to a second person who will acquire the food on behalf of the entire community.

It is better that the second person not be a member of your own household. Even a non-family member who eats meals with you and is considered part of the family is preferable to an actual family member. You can also use your adult **married** son or daughter for this purpose, even if they still eat meals with your family. If no one but family members are available, you may designate your wife or an adult son or daughter who eats his or her meals at home with you.

When handing over the items, announce, "I hereby grant a share in this *eiruv* to whoever wishes to participate and depend on it."

אני מזכה לכול-מי שרוצה לזכות ולקמוץ על ערוב זה.

The second person acquires the food by raising it at least one *tefach* (3 to 3.5 inches). They then return it to you, and you recite the following:

(1) בָּרוּךְ אַתָּה יְיָ אֱלֹהֵינוּ מֶלֶךְ הָעוֹלָם, אֲשֶׁר קִדְּשָׁנוּ בְּמִצְוֹתָיו, וְצִוֵּנוּ עַל מִצְוַת עֵירוּב

Blessed ... Who has sanctified us with His commandments and commanded us concerning the mitzvah of eiruv.

(2) *Through this, it shall be permissible for us to bake, cook, preserve the heat of a container of food, kindle a light, prepare and do all that is necessary on the holiday for Shabbos, for us and for all the Jews who dwell in this city.*"

73) All authorities concur with this law, as stated by *Magen Avraham* and the Alter Rebbe.

74) We discussed this at length in *B'asra D'Rav*, issue 2.

75) See the entry for the afternoon of the first day of Yom Tov concerning what is allowable in terms of food preparation later in the day Thursday.

Those who understand Aramaic, recite in the original:

בְּדִין יְהִי שְׂרָא לְגָא לְאַפּוּי וּלְבִשּׁוּלֵי וּלְאַטְמוּנֵי וּלְאַדְלוּקֵי שְׂרָגָא וּלְתַקְנָא וּלְמַעְבַּד כָּל-צְרָכָנָא
מִיוֹמָא טְבָא לְשַׁבְּתָא לְגָא וּלְכָל-יִשְׂרָאֵל הַדְרִים בְּעִיר הַזֹּאת.

The matzah and cooked food are now set aside to be used as part of *Seudas Shabbos*.

Eiruv Issues

If you forget to make an *eiruv tavshilin*, you must ask your local Rav what to do.⁷⁶

If you remember about the *eiruv tavshilin* once Yom Tov has already begun, there are certain loopholes that may be employed so you can still cook for Shabbos—ask your Rav a *sha'alah* concerning this situation. However, bear in mind that lighting candles for Shabbos while it is still Yom Tov will pose a challenge,⁷⁷ especially since in the modern age, candle lighting is an action expressly for the benefit of Shabbos as we rely primarily on electrical fixtures to provide illumination.

The *eiruv* dispensation allows for cooking on **Friday** (the second day of Yom Tov) for Shabbos. You may not extend the allowance for Thursday—whether it is something needed for the second day or for Shabbos.

A HAKHEL EIRUV

On *erev Rosh Hashanah* and Simchas Torah of 5748, a Hakhel year (when both these Yomim Tovim were followed by Shabbos), the Rebbe spoke about the connection between an *eiruv tavshilin* and Hakhel.

EIRUV CHATZEIROS

When two or more homes share a joint courtyard or property, it is customary to establish an *eiruv chatzeiros* on *erev Pesach* that will last all the way until a new *eiruv* is established on *erev Pesach* of the following year. This allows the residents of the respective homes to carry from one home to the other and to and from the joint courtyard.

For specific details on the *eiruv*'s creation and use, see *Shulchan Aruch* 366-368.

Your *eiruv chatzeiros* requires you to enclose the area with a fence or boundary that meets halachic requirements. If someone who jointly shares the

76) Although the Rav of the city makes an *eiruv* with the express intention of providing a backup for those who failed to make one due to extenuating circumstances (or made one and lost it), it also explicitly states that this loophole does not provide for someone who was intentionally lax in making one, and in this case, forgetfulness may be considered willful neglect (see the Alter Rebbe's *Shulchan Aruch* 527:14). You must ask your own Rav if their *eiruv* would cover for you under these circumstances.

77) See *ibid.*, sec. 29

quantity. Regarding the hand-baked matzos produced under the supervision of the Badatz this year, giving an estimate (not a precise measure) on the average matzah, the amount for eighteen homeowners would total about three matzos. In general, matzos that are larger or thicker than average require less matzah, while those that are smaller or thinner require more matzah.

You may establish the *eiruv* even if all of the participants are not present, provided that one participant is present to acquire shares in the *eiruv* on behalf of the others. This participant should preferably be an adult, and not the dependent son or daughter of the one making the *eiruv*—even if they are adults.

(2) Hand the bread to the other participant who acquires it on their own behalf and on behalf of all other participants (as described) by raising it at least one *tefach* (between 3 to 3.5 inches). The recipient should have intention to acquire the shares on behalf of all other participants—including anyone who may need to join the *eiruv* at a later time. This is their *shliach* even if they did not designate them as such, because an individual may act as a *shliach* to acquire something beneficial for another person even if they are not aware. It is considered as if each participant is present and has personally raised it in turn.

BEFORE YOM TOV

“One should purify himself before Yom Tov.” This refers to going to the *mikveh*, in addition to other spiritual preparations.

LAW OF REDEMPTION: ALL PURE

The Rambam states that all Jews are expected to maintain a state of ritual purity throughout each festival, because they must be ready and fit to enter the *Beis Hamikdash* and to partake of the sacred sacrifices.⁸¹ The purity of even an ignorant Jew is not questioned at any time for the duration of the holiday, for all are considered equal with regard to their partaking, eating and drinking in a purified state during the *Regalim*.

From the tenth halachic hour of the day, it is forbidden to eat *matzah ashirah*—matzah formed from flour and fruit juice or any other liquid but water—to ensure that the appetite is preserved for the required *kezayis* of matzah at the Seder tonight. Our custom, however, is to refrain from eating *matzah ashirah* altogether once the time for eating *chametz* (the start of the fifth halachic hour of the day) has passed. The concept of retaining an appetite nevertheless remains, and only small amounts of any food should be eaten from **4:11 pm**, taking care not to fill up. Wine should also be avoided from this point forward.

⁸¹ The Rebbe explains this requirement at length in *Likkutei Sichos*, vol. 32, *Parshas Shemini*.

MINCHAH

The Rebbe Rashab would pointedly pray Minchah on *erev Pesach* at an early hour. It is generally advisable to pray at least a little earlier than usual to allow time for reciting *Seder Korban Pesach* (Order of Offering the Pesach Sacrifice) immediately following Minchah. This recital is to be completed prior to *shki'ah* (sunset) at **7:24 pm**.

Seder Korban Pesach: Our prayers take the place of the offerings in the *Beis Hamikdash*. The Minchah service replaces the *korban tamid shel bein ha'arbayim* (daily afternoon sacrifice). When the *Beis Hamikdash* stood, the *Korban Pesach* was offered after the afternoon *tamid*. Therefore, the *Seder Korban Pesach* is recited directly after Minchah. The text is found in the *siddur* and *Haggadah*. The Rebbe's explanations of the Alter Rebbe's choice of wording in his version of *Seder Korban Pesach* appear in the *Haggadah* that the Rebbe personally compiled—*Haggadah shel Pesach im Likkutei Ta'amim Uminhagim*.

In a number of *sichos*, the Frierdiker Rebbe mentions that his father, the Rebbe Rashab, would not simply recite *Seder Korban Pesach*, but he would actually study it in depth, along with the laws pertaining to the *Korban Pesach*. The Frierdiker Rebbe personally perpetuated this practice. In *Sichas Shabbos Mevarchim Nissan 5748*, the Rebbe calls for preparing to actually offer the *Korban Pesach*. He explains that one of the ways in which this is accomplished—in fact, the foremost method—is through studying the details of the Pesach offering, beginning with a study of *Seder Korban Pesach* that was printed in the *siddur* to be equally available to Jews of every caliber.

Chazal did not obligate a person to recite *Seder Korban Pesach* in the precise moment the *Korban Pesach* would have been offered in actuality. It is sufficient to recite it during the hours in which offering the *Korban Pesach* is permissible. For that reason, if someone neglected to recite *Seder Korban Pesach* within that time frame, they may recite it any time before *tzeis hakochavim*. (Some authorities insist that if a *korban* was not offered at its proper time it may still be slaughtered until nightfall—or at least its blood may be thrown on the altar before the stars emerge.)

A REBBE'S KORBAN PESACH

The Frierdiker Rebbe offers⁸² a powerful description of the effect of the Rebbe Rashab's recital of *Seder Korban Pesach*:

After the recital—or more precisely, the study—of *Korban Pesach*, which would take a good hour and at times, an hour and a half, an utterly different kind of light filled the home. Such an *atzilus* kind of ambiance! Everything became so joyful. Each item that met the eye now shone with unique grace ... There was such a satisfying atmosphere!

82) *Likkutei Dibburim*, vol. 1, p. 134. See the continuation of this brief excerpt, at great length.

The mood that was felt on *erev Pesach* following the study of the *Korban Pesach* was not only a preparation for a Yom Tov. Rather, this was literally Yom Tov itself! It was a joy derived from a good thought and the greatest, finest, expectation of Moshiach's arrival. Here Moshiach comes! And there is the *Beis Hamikdash*. And we are offering the *Korban Pesach*. We are engaged in its offering with such delight!

The *erev Pesach* delight was different from that of Simchas Torah or Yud-Tes Kislev. *Erev Pesach* was a satisfying, pleasurable, ambiance. *Leil Shimurim* [the night of Divine protection, the first Seder night] sparkled from every corner. The scent of Redemption was sensed in everything. We could feel that we were experiencing an exalted condition.

Here we are! Another moment, just another moment, and that which only we Jews have a part of will transpire—an experience that belongs exclusively to us...

“One who is G-d fearing and is careful to fulfill the word of Hashem,” writes the Alter Rebbe, “must read [*Seder Korban Pesach*] at the appropriate time [of day], for his recital will take the place of its actual offering. He should be troubled over the destruction of the *Beis Hamikdash* and plead before Hashem, the Creator of the universe, that He should build [the third *Beis Hamikdash*] speedily in our days—*Amen!*” The Rebbe explains⁸³ this precise statement of the Alter Rebbe at length: “It is considered as if he were standing within the *Beis Hamikdash* and actually performing all the detailed activities that he is reading in *Seder Korban Pesach*; a literal act of offering the sacrifice.”

NO MORE LIP SERVICE

“May it be Hashem’s will that all this **talk** should turn to action **immediately**,” the Rebbe says⁸⁴ with regard to the *Seder Korban Pesach*, “specifically with regard to actually offering the *Korban Pesach* today, on *erev Pesach*, in the third *Beis Hamikdash*, at which point we will no longer be limited to substituting the sacrificial offerings with our words.” At this point, the Rebbe turns to the Rav sitting nearby (Harav Yosef Yitzchak Piekarski) and says, “And perhaps you will find the leniency we need to offer the *korban* without it having passed its four-day inspection process.”

LAW OF REDEMPTION: ALL ABOUT THE PESACH

The text of *Seder Korban Pesach* describes the division of the people who arrived at the *Beis Hamikdash* to offer the *korban* into three groups. In *Igros Kodesh*, the Rebbe states⁸⁵ that this may not be the case in the Era of Redemption.

On *erev Pesach*, the stones of the altar are whitened with a coat of lime. During the offering of the *Korban Pesach* today, the flute is played before the altar.

Regarding the inauguration of the third *Beis Hamikdash*, the prophet Yechezkel

83) in *Likkutei Sichos*, vol. 32, pp. 36-43. See there, p. 41

84) *Sefer Hasichos* 5751, vol.1, p. 426. See fn. 16.

85) vol. 22, p. 443

states,⁸⁶ "The *Nasi* (leader) will offer a bull as a sin-offering on that day for himself and for all the people of Israel." Rashi on the verse states that Chananiah ben Chizkiah explained why a bull must be offered on the fourteenth day of Nissan. However, "due to our sins, this explanation has been lost to us. I suggest that he is dealing specifically with the fourteenth of Nissan of the first Passover in which the fully erected *Beis Hamikdash* will be dedicated, and this bull will be brought in lieu of the calf that Aharon offered up on the eighth day of the *Mishkan*'s inauguration. The Torah tells us that if he will not have offered it up on the eighth day of inauguration, he should offer it up on the fourteenth of Nissan in order that he should be initiated for the service before the festival of Pesach, because he is obligated to offer the sacrifices and the burnt offering of the festivals."⁸⁷

Someone who is accustomed to setting timers in their home each *erev Shabbos* should bear in mind that they may need to be adjusted for two full days of Yom Tov, which include late Seder nights, and immediately followed by Shabbos Chol Hamoed.

BEFORE CANDLE LIGHTING

It is forbidden to create a new flame during Yom Tov, but it is permissible to draw a flame from one that already exists. For that reason, it is necessary to prepare a flame that will remain lit from *erev Yom Tov* until it is needed to light the Yom Tov candles on the second night of Pesach and the Shabbos candles before Shabbos. A candle that lasts 48 (or 72⁸⁷) hours or a gas flame is sufficient for this purpose.

A word of caution: Fire safety organizations recommend that if you leave a gas burner lit over Yom Tov, make sure that a nearby window is open at least four inches and another window is open on the other side of the house to allow for proper ventilation. Also make sure that smoke detectors and a carbon monoxide detector are present and active.

If you use liquid wax candles that are placed in small glass holders before being lit (called *Neronim*), it is recommended that you first place a small quantity of water⁸⁸ or oil in the bottom of the glass holders on *erev Yom Tov* so that the metal disks that hold the vertical wicks will not stick to the base of the glass, creating a *muktzah* problem for the second night of Yom Tov. (For more details on what may be done on Yom Tov itself, see the entry for the second night of Yom Tov below).

Check your pockets before sunset to avoid carrying any *muktzah*.

Give *tzedakah* in advance for the two days of Pesach, as well as for Shabbos that immediately follows.

⁸⁶) Yechezkel 45:22—from the *Haftorah* of *Parashas Hachodesh*

⁸⁷) A 48-hour candle should be sufficient for lighting on the third day, but be aware that some votives marked as such do not actually last

⁸⁸) Although it is prohibited on *erev Shabbos* to place enough water in the glass to cause the candle to extinguish earlier than it would on its own on Shabbos, the minute amount necessary to prevent sticking is permitted.

Candle lighting: The Yom Tov candles are lit before reciting the blessing, as is done before Shabbos. There are two blessings today: 1. *Lehadlik ner shel yom tov* and 2. *Shehechyanu*. Tonight's candle lighting will be at **7:06 pm**, which is eighteen minutes before sunset.

If you made a mistake in the brachah or omitted *Shehechyanu*, see the chart at the end of the booklet.

A man who lights the candles omits *Shehechyanu* because he will recite it during *Kiddush* later tonight.

If someone is running late, they may light the candles after Yom Tov has begun provided that the fire is taken from a pre-existing flame.

WEDNESDAY NIGHT, EVE OF 15 NISSAN—1ST NIGHT OF PESACH

A HAKHEL SEDER

The Rebbe explains⁸⁹ that all events during a Hakhel year must be associated with the theme of Hakhel, “and especially the festivals, the spiritual influences of which continue for the rest of the year. For example, the festival of Sukkos gives rise to the event of Hakhel which continues to influence the remainder of the year. Certainly, on the festival of Pesach—the ‘Rosh Hashanah of festivals’ as explained in Gemara *Rosh Hashanah*, we must associate the events of Pesach with the theme of Hakhel.”

MAARIV

Maariv begins with *Shir hama'alos*. The *Amidah* for *shalosh regalim* is recited, with the editions for Pesach.

If you made a mistake with the wording of the *Amidah*, see the chart at the end of the booklet.

After *the Amidah*, it is customary to recite the entire *Hallel* congenially, together with the *minyan*, with the blessings at its beginning and end.

According to some halachic opinions, if even a single word of *Hallel* is omitted, it should be repeated—this is in fact the proper practice. When saying it again, do not say another brachah. However, if you said only half-*Hallel* (as is required on Rosh Chodesh and the second half of Pesach) you say *Hallel* in its entirety again, and you **do** repeat the brachos (provided you already said the concluding brachah as well).

Early Minyan: A *minyan* in a city that has brought Yom Tov in early may include *Hallel*, even if it is not yet nightfall.

Hallel is followed by *Kaddish tiskabeil*, *Aleinu*, and *Kaddish Yasom*.

89) See *Sichas Leil Beis D'chag Hapesach* 5727

After concluding davening, we wish each other, "*Gut Yom Tov!*"⁹⁰

Someone who has neglected to do *kiddush levanah* this month until now, may do so all night tonight.⁹¹

If someone forgot to do *bedikas chametz* last night, see the chart at the end of the booklet.

READY FOR THE SEDER

It is a mitzvah to hurry tonight so the children attending should not fall asleep, though the Seder should begin only early enough that it is already perfectly dark out. This is the time we are meant to eat the matzah—after *tzeis hakochavim*—and Chazal matched this timing when instituting the four cups for the *Seder*. *Kiddush* is **not recited earlier than** true nightfall, which is at **7:56 pm**.

It is also a mitzvah to distribute nuts or similar treats to young children on the night of Pesach before beginning the Seder, to invoke surprise and prompt the children to ask why this night is special.⁹² True, there may be no good answer for distributing nuts on this night, but once the children have noticed that something is different about tonight and have even asked about it, they will be open to noticing additional differences, including the matzah and *marror*, the reclining, and so on. Once they ask about these things, they are ready to hear the story of the Exodus.

MISSING ITEMS

Someone who forgot or was unable to prepare the detailed items needed for the Seder may do so now—in a manner permitted on Yom Tov. Before beginning, it must be noted that only preparations for tonight's Seder are permitted. It is prohibited to prepare enough for tomorrow night's Seder as well (unless what's needed for tonight and tomorrow are accomplished by a single action), because it is forbidden to prepare food during the first day of Yom Tov for the sake of the second day. For instructions on how to prepare particular items in an acceptable manner, see the entry above for Seder Preparations on *erev Pesach*.

EARLIER TONIGHT

It is the custom of the Chabad Rabbeim, passed down from one generation to another, to begin the Seder immediately after Maariv on the first night of Pesach, and not to dwell at length on the Seder in order to eat the *Afikoman* before the halachic hour of *chatzos halailah* (midnight—tonight at **12:58 am**). On the second

90) Alternatively, "*Ah Kosheren un a freilichen Pesach*"—a Kosher and happy Pesach. See *Likkutei Sichos*, vol. 22, p. 282 (and other sources) for this phraseology.

91) Ideally, it would be better to do so before davening Maariv. *Kiddush levanah* is recited in its entirety. See [#1299](http://www.asktherav.com).

92) On *Acharon shel Pesach* 5740, the Rebbe wondered, "This is a clear halachic *psak* in *Shluchan Aruch*, it does not seem a common practice!"

night of Pesach, by contrast, the custom is to prolong the Seder until a very late hour; the Rebbe's practice is to explain the *Haggadah* and other Torah subjects and inspire his audience to Divine service, at great length.

THE SEDER

"Before one does anything related to the Seder on these (two Seder) nights," the Frieddiker Rebbe quotes⁹³ his father, the Rebbe Rashab, "he must first take a look inside his *siddur* [to clarify the precise instructions and order]."

Due to lack of space in this publication, the laws pertaining to the Seder night are not presented here in all their details. They are to be found in the *siddur* and *Haggadah*. It is especially important to consult the Rebbe's *Haggadah* (entitled *Haggadah shel Pesach im Likkutei Ta'amim Uminhagim—editions with English translation and annotation are available*) to clarify the laws and customs. Selected points only appear below for public benefit.

A number of distinctions exist between the instructions printed in the *Alter Rebbe's Siddur* and actual Chabad custom:

Karpas is dipped in salt water, not vinegar.

When reciting the blessing *borei pri ha'adamah* on the *karpas*, keep in mind to include the *marror* that will be eaten later during *Korech* (in addition to including the *marror* eaten during *Marror*).

During *Maggid*, the Seder plate is not raised; rather, the matzos are partially uncovered.

After reciting *Hei lachma anya*, many are accustomed not to remove the Seder plate to a different location, but to merely shift it slightly and to cover the matzos.

During *Vih she'amdah*, the matzos are covered first and then the cup of wine is raised.

When reciting the words *Matzah zoi* ("This is the matzah") and *Marror zeh* ("This is the *marror*"), the items mentioned are not raised by hand; rather, the second and third matzos are held via the cloths or napkins that separate them, and we place our hands on the *marror* and the *chazeres* (the *marror* used for *Korech*).

When reciting *Lefichoch*, the cup of wine is not raised continuously until the conclusion of the blessing *asher ge'alanu*. Rather, it is set down on the table at the words *v'nomar lefanav hallelukah*, and it is raised once more for the blessing of *asher ge'alanu*.

93) *Sichas Leil Beis D'chag Hapesach* 5704. See also the same occasion in 5711.

Wine is not added to the *charoses* to soften it. Rather, some of the *charoses* is removed from the Seder plate and placed in the plate beneath the wine cup so that it will soak up the spilled wine. The *marror* is then dipped into that *charoses*.

The *marror* of *Korech* is not dipped directly into the *charoses*. Rather, dry *charoses* is taken from the *ka'arah* (this *charoses* was not placed into the spilled wine beneath the *kos*) and it is placed directly on the *marror*. It is then shaken off.

During *Marror*, the blessing is recited with the intention that it includes the *marror* eaten for *Korech*.

For *Tzafun*, two *kezeisim* of matzah are eaten, not just one.

Unlike the first night's *Seder*, there is no custom to hurry through the second night's *Seder* in order to ensure that the *Afikoman* is eaten before halachic midnight.

MITZVOS OF THE SEDER:

There are **two biblical commandments** fulfilled at the Seder: (1) Retelling the story of the Exodus; (2) Eating matzah.

When the *Beis Hamikdash* existed (and upon its rebuilding, speedily in our times), there were two further commandments: (1) Eating the meat of the *Korban Pesach*, which includes sixteen specific mitzvos that are part of the overall mitzvah; (2) Eating the meat of the *Korban Chagigah* (the special *shelamim* sacrifice offered on *erev Pesach*).

There are **eight Rabbinical obligations**: (1) Placing two cooked foods on the Seder plate—the *zeroa* and the *beitzah*—to commemorate the two biblically mandated sacrifices (*Pesach* and *Chagigah*); (2) Drinking four cups of wine; (3) Eating and drinking while reclining, in the manner of free men; (4) Eating a small amount of vegetable dipped in a liquid in order to cause the children to wonder and to prompt them to ask questions; (5) Reciting *Hallel*; (6) Eating *marror* to recall the biblical commandment to eat *marror* that was in force during the era of the *Beis Hamikdash*; (7) Dipping the *marror* in *charoses* to recall the plague

of Blood, the clay (the mortar which the Israelite slaves used in their forced labor in Egypt), and apples (in remembrance of the apple trees under which the Jewish women secretly gave birth in Egypt); (8) Eating the *Afikomen* to recall the *Korban Pesach* that had to be eaten after satisfying the appetite with other food; alternatively, it is a remembrance of the matzah that used to be eaten along with the *Korban Pesach*.

These are all in addition to the obligations fulfilled for every Yom Tov: making *Kiddush*, *hamotzi* on *lechem mishneh*, and eating a *seudah*.

SEDER QUANTITIES & MEASUREMENTS

Please Note: It is appropriate to add a little extra to the minimum quantities used at the Seder to avoid any doubt of having fulfilled your obligation, and to compensate for drops of wine spilled before drinking⁹⁴ and matzah crumbs that have fallen or gotten stuck between the teeth. The minimum quantities established by *Chazal* refer not only to what is in the cup or hand, but more precisely, to what is actually swallowed. (Modern measurements for halachic quantities are found at the end of this section.)

FOUR CUPS

The cup used for wine for each of the four cups during the *Seder* must hold at least a *revi'is* of wine. Drink the entire contents of the cup—in one shot, if possible. If this is difficult, a majority of the cup is sufficient. For the final cup, however, it is necessary to drink an entire *revi'is*.

Pausing briefly a number of times while drinking the wine is considered—after the fact—as having fulfilled the obligation, provided the time he took from start to finish is not more than the time it usually takes to drink a *revi'is* of wine. See footnote below for further details.⁹⁵

Less than a *kezayis* should be eaten for *karpas*. If tiny onions are used for *karpas*, avoid eating an entire miniature onion even if it is less than a *kezayis*.

⁹⁴ Wine may be sipped first to avoid spillage, before reclining to consume the majority of the cup. See [#13857](http://www.asktherav.com).

⁹⁵ If the wine is drunk in stages, taking more time than it usually takes to drink a *revi'is*, the opinion of those authorities who disqualify this conduct is taken into consideration and new cups of wine should be drunk, correctly, but without repeating the blessings. However, if either of the final two cups were consumed in this manner, new cups should not be drunk in their stead, because (due to the context in which they are drunk during the Seder) it may appear to be increasing the total number of cups prescribed by *Chazal*. In this case, we rely on the authorities who do not consider the cups invalidated by this drinking method. Nevertheless, if the lapse is longer than *k'dei achilas p'ras* (the average amount of time *Chazal* determined it took to eat a half loaf of bread in their days—see halachic amounts at the end of this section), the obligation is not fulfilled according to all opinions, and even the last two cups should be repeated.

MATZAH & MARROR

Two *kezeisim* must be eaten for *Motzi Matzah*. This applies to someone who has a *ka'arah* with three matzos in front of him. Everyone else (i.e., those who are not using a *kezayis* from the actual *ka'arah*) may eat one *kezayis*. Someone who has a *ka'arah* but nevertheless ate only one *kezayis* has—after the fact—fulfilled his obligation. The *kezayis* must be eaten within the timeframe of *k'dei achilas pras* (the average amount of time it takes to eat half a loaf of bread—see the measurements entry at the end of this section).

One *kezayis* must be eaten for *Marror*.

For *Korech*, one *kezayis* of matzah and one *kezayis* of *marror* must be eaten.

All participants must make sure to eat two *kezeisim* for *Afikoman*, because there are two views in halachah as to the significance of the *Afikoman*—it recalls either the *Korban Pesach* or the matzah that used to be eaten with the *korban*, as mentioned above. An individual who finds eating this quantity difficult may eat just one *kezayis*, provided that they have in mind to comply with whichever of the two opinions concurs with the original intention of *Chazal* in establishing the *Afikoman*.

There are divergent opinions regarding the precise measurement of a *kezayis*: Regarding the matzah eaten for *Motzi Matzah*, which is a biblical obligation tonight, we are stringent and follow the view that regards a *kezayis* equal to the volume of half an average *beitzah* (chicken egg). The *marror*, on the other hand, as well as the matzah of *Korech* and the *Afikoman*, are Rabbinical obligations, and we may follow the view that a *kezayis* is equal to a little less than the volume of a third of a *beitzah*. Those who eat two *kezeisim* for *Motzi Matzah*, as mentioned earlier, may measure according to the lesser quantity.

However, every individual has an obligation to eat a *kebeitzah* (at least two larger *kezeisim* in sequence, each within the designated time of *k'dei achilas pras*) at some point throughout the evening to fulfill the requirement for reciting *al netilas yadayim*, as is the practice at every washing meal. The absolute minimum quantity of matzah for *Motzi Matzah* (even two small *kezeisim*), *Korech* and *Tzafun* does not fulfill this obligation automatically. Therefore, even if you are eating matzah sparingly, you must supplement your *kezeisim* to reach this requirement—either for *Motzi Matzah* or *Tzafun*.

THE MEASUREMENTS

Matzah

When translating measurements into actual pieces of matzah, bear in mind that hand-baked matzos are not at all consistent in size and thickness, nor is a single matzah uniform in thickness throughout. This makes measuring the required

quantities by matzah segments—“a *kezayis* is half a matzah!”—random and essentially inaccurate. Regarding the hand-baked matzos produced under the supervision of the Badatz this year, an average estimate (not a precise measure) is that the larger definition of a *kezayis* mentioned above would roughly equal a quarter of a medium matzah, while the smaller definition of a *kezayis* would roughly equal one sixth of a medium matzah. In general, matzos that are larger or thicker than average require smaller portions of each matzah for a *kezayis*, while those that are smaller or thinner require greater portions to equal a *kezayis*.

In all the above cases, a *kezayis* must be eaten within *k'dei achilas p'ras*. Whenever possible, it is appropriate to follow the more conservative definition of this timeframe—that is, within three minutes.

Wine

Calculating with a cylindrical *kos*, the measure of a *revi*'s equals a volume of two average *godelim* (thumb-widths) in diameter, plus a height of 3.6 *godelim*. This parallels the volume of an average egg and a half (*beitzah umachatzah*). When translated into modern measurements, the required quantity of a *revi*'s of wine equals approximately 3 ounces. (Divergent views on its precise quantity range from 2.6 oz. to 3.4 oz.)

It is a mitzvah to specifically utilize red wine for the Seder, unless a white wine is of superior quality than the available red wine. The minimum alcohol percentage that is recommended is at least 5%. Someone who is particularly sensitive, may drink 3% or 4% wine. If this is too much as well, grape juice is acceptable, though a bit of wine mixed in is preferred.

What type of mixed drink is still considered wine? If water or grape juice are added to wine, it is still considered wine as long as the resultant mixture can still technically be considered wine when served to guests.

Regardless, if water constitutes 85.7% or more of the mixture (including any water added during the manufacturing process), it is definitely not wine. Ideally, be *machmir* that the water content should total less than 75%. If another liquid (excluding grape juice) is added, it must be less than half the wine.

Someone who cannot drink wine, or even grape juice, for medical reasons, can substitute the cups with *chamar medinah* (a locally modish beverage) such as tea or coffee.

MESUBIN

Four activities require reclining to the left: (1) Drinking each of the four cups; (2) Eating matzah for *Motzi Matzah*; (3). Eating the matzah and *marror* for *Korech*;

(4) Eating the *Afikoman*.

Someone who forgot to recline while drinking the second cup of wine should drink it again correctly. If reclining was omitted for any of the other three cups, it is not necessary to drink them again. However, if an individual resolved at the start of the Seder that they might drink extra wine between the first and second cup, and then neglected to recline for the first cup, they should go ahead and drink the first cup a second time. It is recommended to make such a contingency, just in case.

For matzah that was consumed for *Motzi Matzah* without reclining, it would be best to be stringent and eat more matzah correctly. For the matzah of *Korech* or *Afikoman*, it is not necessary to repeat if they were eaten in a sitting position.

LAW OF REDEMPTION: THE SEDER OF GEULAH

Below is a list of alterations to the Seder that apply in the Era of Moshiach. These changes are mainly due to the offering of the *Korban Pesach* and additional festival sacrifices. In *Sefer Hasichos* 5751, the Rebbe speaks⁹⁶ about the possibility of partaking of the sacrifices offered by Eliyahu *Hanavi*.

Note: The detailed laws of *shechting*, offering, roasting (and more) associated with the *Korban Pesach* are not mentioned here. We only record details that are relevant to an actual Seder. This is a partial list, and we have not attempted to present all halachic views on each point because there are countless divergent (even utterly opposite) opinions regarding many of the details. (Let Eliyahu *Hanavi* come and solve these disputes, bringing Moshe and Aharon and the complete Redemption with him!) Occasionally, the view that appears to be corroborated by the Rebbes of Chabad is recorded.

The Seder plate must have a different arrangement because the meat of the *Korban Pesach* (currently represented by a neck bone on the *ka'arah*) must be present on the table while the *Haggadah* is recited. Note that the Alter Rebbe's *Shulchan Aruch* does not mention any requirement for the meat of the *Chagigah* offering (currently represented by an egg on the *ka'arah*) to be present at this time.⁹⁷

If the meat of the *Korban Pesach* is brought to the table while it is still hot, it is advisable to wrap it in a disposable material, because if the flavor of the meat penetrates a utensil, the laws of *nosar* will apply to that utensil (as explained further below).

Those who are ritually pure, fit to partake of the *korban*, and are in Yerushalayim, must reserve their place in a group that will eat a particular animal for *Korban Pesach*. Those who cannot partake of the *korban* for whatever reason, will need to place the two foods (the bone and the egg) on their *ka'arahs*.

According to many opinions, those who are obligated to partake of the *Korban Pesach* must use *matzah ashirah* for the upper of the three *matzos* (referred to as the "*kohen*"), as discussed below. (*Matzah ashirah* is "rich"—made with a liquid other than water.)

Many opinions state that when there is a *Beis Hamikdash*, someone who washes hands

96) *Sefer Hasichos* 5751, vol. 1, p. 434, fn. 66

97) see the Rashbatz's *Yavin Shmuah, Maamar Pesach*, end of ch. 26

for *Karpas* (at the juncture of *Urchatz*) **does** recite a blessing of *al netilas yadayim*—despite eating less than a *kezayis* of *karpas*. While reciting the blessing *borei pri ha'adamah* they should have in mind to include the *marror* of *Korech*, but not the *marror* of *Marror* – because, apparently, we will no longer eat *marror* on its own (as discussed below).

Many opinions state that for *Yachatz*, the larger piece of matzah is wrapped in a cloth and concealed among the cushions used for reclining to be removed and used for *Korech*, whereas the smaller piece is placed on the *ka'arah* to fulfill the mitzvah of reciting the *Haggadah* over it.

Hei lachma anya (“This is the bread of affliction”) is not recited in the Era of Redemption, at least not in its original format. Some suggest that the invitation of *kol ditzrich* (“Let all who are in need of partaking of a *Korban Pesach*...”) is announced earlier in the day, while it is still possible to designate individuals to a particular *Korban Pesach*. (The Rebbe analyzes the debate on this matter in his *sichos*.)

The following question is added to *Mah nishtanah* (the Four [now Five] Questions): *Shebechol haleilos anu ochlin basar tzali shaluk umevushal; halailah hazeh, kulo tzali*. “On all other nights, we eat meat that is roasted, boiled, or cooked, but on this night, it’s all roasted!”

The word “Pesach” is added to the paragraph that begins, *Yachol merosh chodesh* (“One may think that it must be from the first of the month...”), as follows: *Besha’ah sheyeish pesach matzah umarror...* (“When the [*Korban*] **Pesach**, *matzah*, and *marror* are placed before you...”).

The paragraph that describes the purpose of the *Korban Pesach* is amended from *Pesach shehayu avoseinu* (“The [*Korban*] *Pesach* that our fathers ate during the time of the *Beis Hamikdash*...”) to read as follows: *Pesach zeh she’anu ochlin al shum ma...* (“This [*Korban*] *Pesach* that we are eating—what is its purpose?”) According to Rambam, the meat of the *Korban Pesach* is **not** raised at this point.

According to Rambam’s *Order of the Haggadah*, when there is a *Beis Hamikdash*, the paragraph of *Marror zeh* (“This *marror*...”) is recited **before** the paragraph of *Matzah zo* (“This *matzah*...”).

The word “Pesach” is added to the blessing of *asher ge’alanu* (“Blessed are You ... who has redeemed us,” etc.), as follows: *le’echol bo pesach matzah umarror* (“And enabled us to attain this night to eat the [*Korban*] **Pesach**, *matzah*, and *marror*”).

The order of the Seder following *Rachtzah* (washing the hands prior to eating matzah) is subject to a host of opinions. According to some at least, it proceeds as follows:

Rachtzah, washing the hands with the blessing of *al netilas yadayim*, is followed by *Motzi*, reciting the blessing *hamotzi lechem min ha’aretz* over *matzah ashirah*. While reciting this blessing, the third (lowest) *matzah* is also held, so as to have *lechem mishneh* (two whole breads). Some state that the blessing of *hamotzi* is recited over a broken piece of the *matzah ashirah*, because only a broken piece fulfills the requirement to eat *lechem oni*, “bread of poverty.” We may not eat beyond the point of satiation, because a final piece of *matzah* will be eaten later, which will require an appetite.⁹⁸

⁹⁸ *Matzah ashirah* is not eaten nowadays during Pesach, according to prevalent (Ashkenazi) custom. Therefore, one would use various kinds of dough-based products made by non-Jews specifically for Pesach, but

Motzi is followed by *Shulchan Orech* (the festive meal), and conversation is permissible between *Motzi* and *Shulchan Orech*. An egg is not eaten at the start of the meal, because that is done only in times of Exile as a sign of mourning over the destruction of the *Beis Hamikdash*.

This is followed by eating the *Korban Chagigah*. The blessing *al achilas hazevach*, or *le'echol hazevach* is recited and the meat is consumed to the point of satiation.

This is followed by *Korech* (the "sandwich"), for which a portion of meat at least the size of a *kezayis* is taken from the *Korban Pesach*. The meat is combined with a portion of matzah at least the size of a *kezayis*. This matzah is the larger portion of the middle matzah (the *levi*) that had been concealed among the pillows used for reclining. It is best to add a *kezayis* from the bottom matzah (the *yisrael*) that has remained whole until this point, so that the third *matzah* can play an active role in the mitzvah of eating matzah tonight—especially as some opinions state that the blessing of matzah should be recited with the whole matzah in mind. *Marror* is then added to the meat of the *Korban Pesach* and the *matzah*; the *kezayis* of *marror* must first be dipped in *charoses*, but the *charoses* should be shaken off immediately. (This order appears to be the view of the Alter Rebbe.) A blessing is then recited over these three items: *Al achilas pesach matzah umarror* ("...regarding the eating of [the *Korban*] *Pesach*, matzah and *marror*"), or *le'echol pesach matzah umarror* ("...to eat the *Pesach*," etc.), or perhaps *pesachim* in the plural. Some texts contain the following blessing *al achilas pesach al matzah umarror* ("...regarding the eating of the [*Korban*] *Pesach* together with matzah and *marror*"). According to some opinions, a separate blessing is required over each of the three items.

(There are several alternative views, with some insisting that the matzah must be eaten at the very start of the festive meal, along with the blessing of *al achilas matzah* ("regarding the eating of matzah") that exempts the matzah eaten later, for *Korech*. Others argue that some of the meat of the *Korban Pesach* must also be eaten at the start of the meal, immediately following the *matzah*. The range of opinions is beyond the scope of this publication.)

When there is a *Beis Hamikdash*, someone who is exempt from bringing a *Korban Pesach* is nevertheless obligated to eat matzah and *marror*—not only according to Rabbinic law, but according to Torah law. For *Korech*, they make a matzah-*marror* sandwich, despite not having the meat of the *Korban Pesach*.

The obligation of *mayim acharonim* (water run over the fingertips before reciting *Birchas Hamazon*) will continue to exist in the Era of Redemption.

It is customary to recite or sing the *Hallel* songs of praise from the rooftops of Yerushalayim. Some authorities require that *Hallel* be completed before *chatzos*.

We do not proclaim, *L'shanah haba'ah b'Yerushalayim*.

The following detailed laws apply to eating the *Korban Pesach*.⁹⁹

Immerse hands in a *mikveh* before partaking of sacrificial meat, unless they have been carefully guarded from ritual impurities for this purpose.

which are not considered adequately guarded (*shmurah*) as is required for the mitzvah matzah, as mentioned in *Rishonim* (See *Sefer Hamanhig*).

⁹⁹) see further under the "First day of Pesach" for general laws concerning eating sacrificial meat

Who Eats

Children partake of the *Korban Pesach* for *chinuch* purposes, as long as they are able to eat a full *kezayis* of its roasted meat. A child who has reached the age of *chinuch* may be given a portion of the meat even if they were not counted as part of the original group when the *korban* was designated on *erev Pesach*. Indeed, a child cannot be formally counted in such a group.

Someone who did not reserve a spot in a specific group for the purpose of eating a particular *Korban Pesach* may not partake of that *korban*. It is forbidden to give a portion of meat to someone outside the group. (It is similarly forbidden to give a piece to someone who is uncircumcised, to a non-Jew, or to a Jewish apostate. Someone whose son or slave is uncircumcised may not eat the meat either.)

How to Eat

All sacrificial meat, including the *Korban Pesach* and the *Chagigah*, must be prepared in a manner that befits high society. The meat may be dipped in liquids, fruit juices, or even *kosher l'Pesach* ketchup, as fancy meats are served in such a manner. However, the portion of the *Korban Pesach* that is combined with matzah and *marror* for the eating of *Korech* must not be dressed or dipped at all.

Once the meat of the *Korban Pesach* has been fully roasted, it may be reheated on a hot plate. However, the meat must not be boiled subsequent to its roasting.

The *Korban Pesach*, as well as the *Chagigah*, belong to a category of sacrifices referred to as *kadashim kalim* (sacrifices of lesser sanctity). As such, they may be eaten anywhere within the boundaries of Yerushalayim. (Some say that it may only be eaten on ground level in homes in Yerushalayim.)

It is forbidden to break a bone of the *Korban Pesach*. Great care must be taken when cutting the *korban* into portions. Its bones must not be damaged to the slightest degree, not even by a scratch that would be detected if passing over it with a fingernail. Any part of the animal that is destined to harden, even though it is currently soft, should not be eaten. Parts that are not normally eaten need not be eaten.

According to numerous opinions, the custom to refrain from eating the fat surrounding the *gid hanasheh* (sciatic nerve) should be observed (although it is not absolutely forbidden even according to Rabbinical law). It should be avoided—despite the fact that there is a biblical obligation to eat the *Korban Pesach* as well as a biblical injunction against leaving any part of the sacrificial meat uneaten until the following morning.¹⁰⁰

It is forbidden to eat any part of the *Korban Pesach* before *tzeis hakochavim*.

Many authorities require the *Korban Pesach* to be eaten while reclining. It may certainly not be eaten while standing. Nor may it be eaten when overly full, in a gluttonous manner.

It is advisable to serve the heated meat in a metal utensil, and even more practically, a disposable container. It is similarly advisable to clear the table of other utensils before

100) This raises the question of how to treat the Ashkenazic custom to avoid the animal's hindquarters. There are authorities who maintain that any part that is not normally eaten—no matter the reason—does not need to be eaten. The issue is only with meat that is neglected due to laziness or negligence, which would imply a lack of concern for the mitzvah.

-serving the meat. This is due to the fact that the flavor of the heated meat enters any container with which it comes into contact, and once the night has passed, that container will be considered *nosar* (containing sacrificial meat that has passed its deadline for consumption, rendering it forbidden).

Where to Eat

It is forbidden to eat the meat of the *Korban Pesach* in more than one location. Someone who dozes off while eating the *Korban Pesach* is to follow the law that applies to the *Afikoman* nowadays.

It is prohibited to remove the meat from the house or the group in which it is being eaten. If it is removed, it is forbidden to eat it. If two groups are eating their respective *Pesachim* in a single location, they should erect a *mechitzah* (partition) between them. According to Rambam, the members of the two groups should face in opposite directions, so that it should not appear as if they belong to a single group.

The meat must be eaten before *chatzos*. Whether someone who delayed beyond this time should eat the meat nonetheless (perhaps without reciting the blessing over eating a *Korban Pesach*) is a matter of debate among the halachic authorities.

When Done Eating

Nothing should be eaten after the meat of the *Korban Pesach* for the remainder of the night.

None of the *korban* should be left beyond *chatzos* (or according to some opinions, after dawn).

An individual who finishes their portion of the *korban* may exit the group, leaving the others behind to complete their portions. If the others fail to finish, the one who left is not guilty of leaving some of the *korban* uneaten, because they correctly relied on them to eat their portions. Children may not be relied upon in this matter. To the contrary, children must be watched closely to ensure that they do not leave over pieces of the meat.

If any meat remains after *chatzos* (some say, after dawn), it bestows ritual impurity to the hands of whoever touches it. However, the prohibition of *nosar* (leftover sacrificial meat) does not take effect until dawn. Once the time for eating it has passed, it becomes *muktzah* (forbidden to handle on Shabbos and Yom Tov).

On the first night of Pesach, the offering of the *Korban Pesach* triggers the mitzvah of *linah* (sleeping overnight), whereby the one who brought the sacrifice must remain overnight within the boundaries of Yerushalayim. (There is a separate requirement of *linah* on *motzoei Yom Tov*, and according to some opinions, there is an obligation of *linah* throughout the seven days of Pesach.)

The meat of the *Chagigah* offering, by contrast, may be eaten throughout the night and the following day, (until the conclusion of 15 Nissan), although the mitzvah is primarily to eat it on the day it is offered or the night that follows. However, if it is served at the same time as the *Korban Pesach* it must be eaten before *chatzos*, just like the *Korban Pesach*, and leftovers must be burned. This applies equally to other foods that are served at the same time as the *Korban Pesach*, such as the matzah and *marror*.

It is a *mitzvah* to burn any meat that passed its deadline and became *nosar*. The official

time for this burning is only on the morning in which it became *nosar*. It cannot be burned at night. However, since this burning does not override the laws of Shabbos and Yom Tov, any leftover meat of the *Korban Pesach* along with its sinews and bones are burned in the courtyards of Yerushalayim on the 16th of Nissan, the first day of Chol Hamoed in Eretz Yisrael.

Utensils that came in contact with the meat of the *Korban Pesach* or the *Korban Chagigah* require *merikah* (cleaning), *shetifah* (scrubbing), and *hagalah* (immersion in boiling water) within the boundaries of Yerushalayim. An earthenware utensil must be shattered. Some are stringent with glass utensils, and treat them as earthenware that require shattering as opposed to merely cleaning and scrubbing. There is a debate whether plastic utensils and wrappings can be kashered, or whether they must be broken into pieces.

THE SEDER

Regarding overall spiritual purpose during the *Seder*, the Frieddiker Rebbe relates¹⁰¹: “My father [the Rebbe Rashab] once told me, ‘Yosef Yitzchak! One must reflect (during the *Seder*), and especially during the opening of the door, that he desires to be a *mentch*, and then Hashem will help. Do not request material matters—request spiritual matters!’

KADESH

Before reciting *Kiddush* on a *becher*, it should be rinsed inside and out, so that this “cup of blessing” is beautified from all angles.¹⁰² It should be re-rinsed before *bentching* as well.

The order of *Kiddush* tonight is: 1. *Askinu seudasa* (the Yom Tov version). 2. *borei pri hagafen*. 3. *mekadeish yisrael vehaz'manim*. 4. *Shehechyanu*.¹⁰³

If a woman recites *Kiddush*, she does not repeat the blessing of *Shehechyanu* that she recited earlier during candle lighting.¹⁰⁴

If you erred in any of the details in reciting *Kiddush*, see the chart at the end of the booklet.

URCHATZ

If you unthinkingly washed your hands at *Urchatz* (before eating the *karpas*), and began the brachah of *al netilas yadayim* and recited *Baruch atah Hashem*— but have not concluded the blessing, conclude with the words *lamdeini chukecha* and continue with the *Seder* as usual.

101) *Haggadah shel Pesach im Likkutei Ta'amim Uminhagim*, excerpted from *Sichas Chag Hapesach* 5702

102) If it appears completely clean, or wiping it out with a napkin achieves this, it is sufficient. However, some are scrupulous, especially on the *Seder* night, to wash and/or wipe even a perfectly clean *becher*. See [#1464](http://www.asktherav.com)

103) This *Shehechyanu* also covers the search and elimination of *chametz*.

104) Since only the men say *Shehechyanu*, it is proper for a woman to drink immediately after *Kiddush* is concluded, so they can answer *Amen* on the men's brachah.

However, if you already concluded the blessing with *al netilas yadayim*, follow the order below in the footnote.¹⁰⁵

KARPAS

Vegetables that are tenderized through salting (as a form of pickling, and as such, similar to cooking) may not be salted on Shabbos, except if it is a single piece at a time and it is immediately consumed. Some are stringent to avoid this action on Yom Tov as well, and it is advised to follow this opinion whenever possible. Onion (and radish) used for *Karpas*, therefore, should not be prepared in batches, but only dipped into the saltwater one piece at a time, from hand to mouth.

Even if you mistakenly ate a full *kezayis* of vegetable, do not make a *borei nefashos*.

MAGGID

A HAKHEL INVITE

The *Haggadah*'s introductory paragraph of *Hei lachma anya* is associated with Hakhel.¹⁰⁶

HAPPY HAGGADAH

“It is recorded in the writings of the Arizal,” the Rebbe stated on the second night of Pesach in the year 5715, “that we must recite the *Haggadah* in a loud, joyous voice and with *simchah*. We can suggest that this is the reason for the (Frierdiker) Rebbe's custom to recite the *Haggadah* out loud. When he was not able to personally recite it loudly—meaning that other people were unable to hear via their physical senses

105) If you accidentally washed and recited *al netilas yadayim*, you must act upon the blessing so that Hashem's name is not pronounced in vain. You should:

(1) Perform *Yachatz* (breaking the middle matzah) immediately and *Motzi Matzah* (reciting the blessings and eating the matzah).

(2) Eat *Karpas* without reciting *borei pri ha'adamah*, because it is the kind of vegetable that is commonly eaten as part of a meal—and you've already begun the meal. If you wish to recite the blessing, take a different vegetable that does not fit the above category, and then have in mind to include the *marror* of *Marror* and *Korech*. Then use the standard vegetable regularly used for *Karpas*.

(3) Recite the entire *Maggid* as usual, and drink the second cup of wine with a blessing as usual at its conclusion.

(4) Wash hands again **without** reciting a blessing, and eat the *Marror* and *Korech*, continuing the *Seder* as usual until its conclusion.

(Note that this advice is based on a transcript of *Sichas Acharon shel Pesach 5719* that was not edited by the Rebbe.)

The above would apply, it seems, only if you originally washed your hands with the mistaken intention to wash and eat bread (matzah in this case). However, if you correctly intended to wash hands in order to eat something dipped in liquid (*karpas* in this case), but then accidentally recited the blessing *al netilas yadayim* out of the force of habit, recite, “*Baruch shem kevod malchuso le'olam va'ed*” (for the blessing recited inadvertently in vain). Then, rewash your hands with the intention to eat matzah—without reciting a blessing (because you already have) and then continue with *Yachatz* as described above.

106) See *Sichas Leil Beis D'chag Hapesach 5727*.

that he was in fact reciting it loudly—he would then demand that others who were present recite it in a loud voice.” This concept is discussed in numerous other *sichos* as well.

On the second night of Pesach in the year 5712, the Rebbe stated, “It is recorded in the writings of the Arizal that on both the first and second nights of Pesach we must recite the *Haggadah* in a loud voice and with *simchah*—and we must be in an overall state of joy on these nights. For there is no greater joy for the *Shechinah* than the night of Pesach. I was therefore always surprised that the (Friediker) Rebbe did not display any apparent joy on the night of Pesach. To the contrary, he even cried tears! Possibly, these were tears of joy, but it was not apparent that these were tears of joy. Nevertheless, it is stated in the writings of the Arizal that we must be joyful on the night of Pesach. Let us therefore sing a *niggun*! *Niggunim* can be divided into tunes of bitterness and joyful tunes. Let us sing a happy *niggun* and let us truly be happy! We should bear in mind that this is associated with the order established by the Arizal, who insisted that we recite the *Haggadah* in joy.” The Rebbe then instructed the assembled to sing a joyful *niggun*.

It is only permissible to speak during the recitation of the *Haggadah* if it is necessary, in order to elaborate on the story of *yetzias Mitzrayim* or something essential to the Seder. Once you reach the section of *Lefichach*, you should not interrupt at all until after drinking the wine. The same is true for the second half of the *Haggadah* after *bentching*.¹⁰⁷

RACHTZAH

Be meticulous with wiping your hands (even past your wrists) and keeping your sleeves dry, so there is no possibility of wetting the matzah after washing for *Rachtzah*.

MATZAH

It is an essential aspect of the mitzvah of eating matzah that it is consumed before *chatzos*. There is a debate among *poskim* whether a brachah may be recited after that point—if someone finds themselves in that situation, *al achilas matzah* is not recited.

It is important that the matzah is consumed immediately after the brachah is recited. Therefore, if you need to distribute matzah to your family, care should be taken to minimize the interruption. Either: wash, make a brachah (keeping the family in mind) and eat the *shiur* of matzah (2 *k'zeisim*). Once you've finished, everyone else can wash and you can give out their matzah. Or: members of the family should each get a bag with the appropriate *shiur* **before** anyone washes, and everyone eats together. Once you've finished your *shiur*, distribute pieces of each matzah from the *ka'arah*.

Safety Warning: Avoid eating large amounts of burnt or overly-browned

¹⁰⁷) See Hebrew section for sources.

matzah. It contains unhealthy chemicals (acrylamides) that are toxic in high quantities.

SHULCHAN ORECH

For *Shulchan Orech*, care must be taken (as on every Shabbos and Yom Tov) when peeling the eggs. Eggshells are considered *muktzah*. The eggs must therefore be peeled directly over a garbage can or on top of a dish that can later be shaken over the garbage or even a disposable plate, or the like, that goes straight into the trash. (Any dish or plate used for this purpose must already have some edible food or a utensil in it.)

Remember the limitations on eating *marror* (horseradish or lettuce) and the ingredients used in *charoses* that are in effect until tomorrow night's meal.

TZAFUN

The *Afikoman* must be eaten before **12:58am**. If someone forgot to eat the *Afikomen*, see the footnote.¹⁰⁸

BERACH

When rinsing fingertips during a meal or before reciting *Birchas Hamazon*, do not pass wet fingers over your lips. This precaution should be taken throughout the first seven days of Pesach. (On the final day of Pesach, by contrast, it is the Chabad custom to make a point of passing wet fingers across the lips and to create *matzah sheruyah* at every opportunity.)

In his *Haggadah*, the Rebbe states that the appropriate time to pour the *Kos shel Eliyahu* is "after *Birchas Hamazon* (except on specific occasions)." In *Sefer Hasichos* 5749, the Rebbe explains¹⁰⁹ that the pouring of Eliyahu's cup "is associated with the second part of the Seder that is connected to the Future Redemption. For that reason, the cup is generally poured (by the Chabad Rebbeim) after *Birchas Hamazon*; it was poured before *Birchas Hamazon* only on specific, well-known occasions." However, the Rebbe added a postscript at the bottom of the page: "But as of late, (the Rebbeim) have observed this custom (to pour it before *Birchas Hamazon*) every time."

During *Birchas Hamazon*, recite *ya'aleh v'yavo*, and the *Harachaman* for Yom Tov. If you forgot *ya'aleh v'yavo*, see the chart at the end of the booklet.

108) If you remember after washing *mayim acharonim*, wash *netilas yedayim* without a brachah, and eat the matzah without a new *hamotzi*, then rewash *mayaim acharonim* and *bentch*. If you recall after *bentching*, wash, say the brachah of *netilas yadayim* (this, only if you plan to eat two large *kezaisim*), say *hamotzi*, eat the *Afikomen*, *bentch* again and drink the third *kos*, if you haven't already (if you have, then the fourth cup should be poured before you *bentch* the second time, but go straight through to *Hallel*. If you already started *Hallel*, finish the Seder and wash (with *netilas yedayim* if eating enough), make a brachah *hamotzi*, eat and *bentch* (but without a *kos*).

109) vol. 1, p. 391, fn. 78

A CASE OF DISGORGEMENT

Someone who vomits their meal to the point of emptying their stomach before reciting *Birchas Hamazon* should not *bentch*. However, if a *kezayis* of food ostensibly remains in the digestive tract (and especially if food was consumed to the point of satiation and some sense of fullness remains), *bentching* may proceed as usual.

The halachic authorities are divided in their opinions regarding someone who upchucked the matzah, *marror*, or the four cups of wine. In practice, there is no need to drink another four cups of wine nor eat *marror*, but one *kezayis* of matzah is required. Even if *Birchas Hamazon* was already said at that point, hands should be washed again, the blessing of *al netilas yadayim* recited (the latter only if eating at least the quantity of two larger *kezeisim*), then the blessing of *hamotzi*, eat matzah, and say *Birchas Hamazon* once again.

SEDER INTO THE NIGHT

We are obligated to spend the entire night discussing the laws of Pesach, retelling the story of the Exodus, and recalling the miracles and wonders that Hashem performed for our ancestors. The discussion should carry on until a person is overtaken by sleep.

If staying awake to this point would prevent an individual from being able to get up on time and *daven* properly in the morning, it is certainly not worth the tradeoff, and they should get sufficient sleep—"The Torah was not given to angels."

POST-SEDER CLEANUP

The *zeroa* should not be discarded directly into the trash, but first wrapped and disposed of respectfully.

May garbage be put out to the curb on Yom Tov? A full bag of kitchen leavings is generally not considered *muktzah* (on account of it being offensive and ruining the *simchah* of Yom Tov if left around). Nonetheless, there are those who are halachically stringent on account of carrying on Yom Tov,¹¹⁰ given that there are generally ways to store the trash until after Yom Tov in a hygienic manner and the purpose in taking it out is primarily to remove it from your property. Practically, if there is an issue of a stench that in any way inhibits your Yom Tov, or if there is insufficient storage for all the garbage that accumulates, it may be put to the curb. However, if it is already in bins out in the yard (assuming you don't establish your dwelling place in the yard, i.e. it isn't a lived-in space) and you merely want to take it out to the street to be collected, it is forbidden to do so on Yom Tov.¹¹¹

¹¹⁰) The dispensation for carrying on Yom Tov applies primarily to foodstuffs and other items necessary for personal use.

¹¹¹) See www.asktherav.com #21569

LEIL SHIMURIM

It is customary to recite just the first paragraph of *Shema* (until *uvish'e'arecha*) and *Hamapil*, but not the remaining sections of *krias shema she'al hamitah* that are usually recited before retiring at night for protection. For tonight is *Leil Shimurim*, the Night of Guarding, and protection from harmful forces is bestowed from Above.

THURSDAY, 15 NISSAN—1ST DAY OF PESACH

The latest time for reciting the morning *Shema* is **9:43 am**.

SHACHARIS

During Shacharis, the *Amidah* for *shalosh regalim* is recited.

Late Davener: An individual has not yet recited the *Amidah* of Shacharis, and hears the *gabbai* announcing *Morid hatal* for the benefit of the congregation, must likewise recite this phrase in his private Shacharis *Amidah*—provided he will **not be praying with another minyan**.¹¹² In 5699, the Friediker Rebbe said (with regard to this question in connection with the changeover of Shemini Atzeres): "Set proper limits, so you can make the *minyan*!"

HALLEL

It is a Rabbinic mitzvah to recite the complete *Hallel* on each of the three festivals during the daytime and to recite a blessing beforehand: *Baruch...vitzivanu likro ess hahallel* ("Blessed...Who commanded us to read the *hallel*").

Do not interrupt the recital of (complete) *Hallel*, except for those matters that we are permitted to interrupt during the recital of the blessings before the *Shema*.

The best way to fulfill the mitzvah of reciting *Hallel* is to recite it together with the congregation, immediately after the *Amidah* of Shacharis. That way, *Hodu* and *Ana* can be recited in response to the *chazzan*.

In *Igros Kodesh*, the Rebbe mentions the case of someone who enters *shul* in order to begin Shacharis and discovers that the congregation already recited the *Amidah* and is poised to begin *Hallel*. The Rebbe states, "I never heard an explicit directive regarding reciting *Hallel* before one has recited Shacharis. According to oral tradition among the *Chassidim*, however, despite the fact that our Rebbeim would extend their *Shabbos* prayers over many hours—long after the congregation had concluded the service—they would nevertheless organize their time on Yom Tov

¹¹² The question arises for someone who is praying alone, without a *minyan*—if they are *davening* Shacharis later, must they take into account that a *minyan* somewhere in town already said *Musaf*? Or just worry about the *minyan* he normally *davens* with? Whether most *minyanim* already said it? The majority of people in the city? For a woman—if her husband's *minyan* did? There is no halachic consensus, so the best practice is to account for even the single *minyan* that already prayed *Musaf*, since by saying the summer version of *Morid hatal* it is inclusive of the winter rendition, but not the reverse.

so that they would conclude the *Amidah* with the congregation and then recite *Hallel* together with them.”

If you did not recite *Hallel* immediately after the *Amidah*, you may recite it anytime during the day prior to *tzeis hakochavim* (nightfall).

Hallel is followed by *Kaddish tiskabeil*, *Shir shel Yom*, and *Kaddish Yasom*.

Two *sifrei Torah* are removed from the ark. The *Yud Gimmel Middos* (Thirteen Divine Attributes – *Hashem, Hashem, Keil Rachum*, etc.) followed by *Ribbono shel Olam*, are recited before removing the *sifrei Torah* from the ark.

The order of Torah readings throughout Pesach this year follow the mnemonic *Mashach tura, Psal kadeish, B'kaspa bimadbara, Shlach buchra* (Draw the ox; Hew and sanctify; Money in the wilderness; Send the firstborn). These refer respectively to the portions of “Draw and take for yourselves...” (Shemos 12:21-51); “An ox or lamb or goat...” (Vayikra 22:26-33); “Hew for yourself...” (Shemos 34:1-26); “Sanctify for Me each firstborn...” (Shemos 13); “When you lend money...” (Shemos 22:24-30); “Hashem spoke to Moshe in the Sinai wilderness...” (Bamidbar 9:1-15); “When Pharaoh sent forth the nation...” (Shemos 13:17-15:26); “Each firstborn...” (Devarim 15:19-16:17).¹¹³

MUSAF & MORID HATAL

During Musaf, the *Amidah* for *shalosh regalim* is recited. The *Musaf* service of the first day of Pesach marks the transition to the phrase *Morid hatal* towards the start of the *Amidah*. Strictly speaking, the congregation is not permitted to begin reciting this phrase until they have heard it for the first time during the *chazzan's* repetition of the *Amidah*. It is therefore customary for the *gabbai* to loudly announce the switch before the congregation begins reciting their silent *Amidah*, thereby allowing them to include this phrase despite not having heard it from the *chazzan*.

If you mistakenly recited *Mashiv haru'ach* instead of *Morid hatal*, see the chart at the end of the booklet.

For Musaf on a festival, the sections *Atah vechartanu* and *Umip'nei chatoeinu* are recited. Musaf includes verses regarding the Pesach offerings (*Uvachodesh harishon*, etc.). The blessing concludes with *mekadesh yisrael vehaz'manim*.

If you forgot to recite the verses for Pesach or if you made a mistake, see the chart at the end of the booklet.

Dew Prayer: The *chazzan* recites *Tefillas Tal* during his repetition of Musaf.

LAW OF REDEMPTION: TODAY'S KARBANOS

Thirteen sacrifices are offered today in the *Beis Hamikdash*. (These are listed in the Musaf prayer, which takes the place of the additional festival offerings.) The above

¹¹³ The details of this order are explained in the Alter Rebbe's *Shulchan Aruch* 490:8.

sacrifices are offered in addition to the private offerings that each person brings with him to the *Beis Hamikdash* on the first day of Yom Tov.

These are the private offerings:

Each man who visits the *Beis Hamikdash* brings *olas re'iyah* (a burnt-offering), so as not to present empty-handed. In actual practice, these were offered throughout Yom Tov, not specifically the first day, even when the first day of Yom Tov occurs on a weekday.

Shalmei chagigah (a peace-offering in honor of the festival), to coincide with being *oleh regel* (in the *Beis Hamikdash* for a pilgrimage festival), must be brought on the first day of Yom Tov. However, they may be brought on any day of the festival if not offered today.

Shalmei simchah (a peace-offering of rejoicing) must be brought at least once throughout Yom Tov. They could be offered any time during Pesach, generally.¹¹⁴

Today, the first day of Pesach, the flute is sounded in front of the altar.

BIRCHAS KOHANIM

The *Kohanim* recite *Birchas Kohanim*. Listen with intention, and only say “Amen” once **all** the *Kohanim* have concluded the brachah.¹¹⁵ You must face the *duchan* (stage or area where the *Kohanim* stand)—do not turn sideways or back. Someone who stands behind the *duchan* is not included in their blessing. While they recite it, the congregation should move their heads in the following sequence: *Yevarechaha*—head erect; *Hashem*—lean head to the right; *veyishmerecha*—head erect; *Ya'eir*—lean head to left, and so on until *shalom* when the head is erect.

Recite the *Ribono shel Olam* prayer only while the *Kohanim* are singing, but not when they pronounce the actual words. At that point, you must remain silent and listen carefully. The prayer is split into three parts: While the *Kohanim* sing before *veyaseim*, recite from *Ribono* until *hatzaddik*; while they sing before *lecha*, recite from *Ve'im* until *Elisha*; and while they sing before *shalom*, recite from *Ukesheim* until *letovah*. Then, as they pronounce “*shalom*”, recite the three final words *vesishmereini*, etc. Once the *Kohanim* conclude *shalom*, say *Amen* followed by *Adir bamarom*, while still covered by the *tallis*.

Those who have the custom of saying “*Yasher Koach*” to the *Kohanim* should not do so until the end of the *Kaddish tiskabel* following *Birchas Kohanim*. Where this custom is prevalent, the *Kohanim* should not step down from the *duchan* until *Kaddish* is concluded, so they can properly respond to *Amen*.

Sheish zechiros (the daily Six Remembrances) is recited.

114) Although the obligation throughout Yom Tov is halachically considered (according to many opinions) only a compensation for the obligation on the first day. This is aside from the obligation to eat meat for *simchah* on a daily basis.

115) The continuity of the singing accounts for inclusion of each Kohen's blessing in your “amen” in this case. However, if a single Kohen is singing beyond the others' conclusion, do not wait for him, but say *Amen* immediately.

DAY KIDDUSH

Kiddush includes Askinu seudasa for shalosh regalim, Eileh mo'adei, followed by Savri maranan and borei pri hagafen.

If you realize at any time today that you forgot to recite *Shehechyanu* last night, recite it immediately.

The *eiruv tavshilin* matzah is used for *lechem mishneh* only on Shabbos, not the day(s) of Yom Tov that precede it.

YOM TOV JOY

Men do not fulfill their obligation to rejoice on the festival except through drinking a *revi'is* of wine **each day** of Pesach, including Chol Hamoed. It is possible to discharge this obligation with the cup of wine that is used for *Kiddush*. The Friediker Rebbe would drink a *revi'is* of wine at **every meal** during Pesach. Children are given nuts and similar treats so that they also experience joy during the festival.

Joy is the main mitzvah of the festival; all day we are required to be in an uplifted, joyous mood, not merely in specific matters such as drinking wine and eating meat, but in all matters—and in every capacity. Any type of pleasure-inducing activity that is appropriate should be exercised: eating, drinking, strolling, or whatever specifically brings a person joy. A person who engages in an act that brings on sadness or depression has transgressed the mitzvah of “be joyous on your festivals”, no matter how highly involved they were in happy things the rest of the day.

THE SEUDAH

Although the obligation to rejoice during the festival is a biblical command, it is important to avoid drinking to the point of inebriety. As Rambam states regarding the joy of the festivals, “One should not enlarge upon the obligation to drink wine.”

We are obligated to derive physical pleasure from the festival. This is accomplished by drinking wine in the middle of each meal, if affordable, and by consuming plenty of meat and confections, according to each person’s ability.

When eating the Yom Tov meal, remember the limitations on eating *marror* (horseradish or lettuce) and the ingredients used in *charoses* that are in effect until tonight’s meal.

The text of *Birchas Hamazon* is as of last night. If you omitted or made an error in any part of *bentching*, see the chart at the end of the booklet.

LAW OF REDEMPTION: ESSENTIAL JOY OF THE OFFERING

During all the days of Pesach, the meat of the *Shelamim* is eaten in fulfillment of the Torah’s obligation to rejoice in the festival. The Rebbe explains¹¹⁶ that according to the

116) *Likkutei Sichos*, vol. 33, p. 62ff.

Alter Rebbe, the *ikar mitzvah*, the primary instrument of rejoicing in the festival (for men) is accomplished through eating the meat of the *Korban Shelamim*. This is not merely a physical feast, but it is mainly the joy of a mitzvah. It is the consuming of the holy sacrifices, whereby one absorbs actual sanctity in a tangible manner.¹¹⁷

Here is an overview of some of the laws pertaining to eating the sacrificial meat on Yom Tov (without details pertaining to ritual slaughter, offering on the altar, or preparing the sacrificial meat).¹¹⁸

Staying Pure

As mentioned earlier, everyone is obligated to purify themselves in advance of the festival. According to some opinions, people would avoid entering a home in Yerushalayim during the festival for fear of contracting *tum'as ohel*—ritual impurity received when coming under the same roof as a corpse or its contaminants—and that they would simply sleep in the streets. We could perhaps counter this with the argument that since everyone is obligated to purify themselves in advance of the festival, this should not be a concern. In any case, it is clear that caution must be taken to avoid entering a home in which there is a real concern of impurity.

If a utensil that was under the same roof as a corpse is discovered in a home, even in a building several stories high, do not remain in that building. Similarly, do not touch a chair or bed that has not been ascertained to be free of *niddah*-impurity or the like. However, a plastic chair or rubber mat and the like may be sat on without fear, and what has not become *huchshar* (halachically susceptible) to *tumah* may be eaten without concern.

The Sages decreed as an extra precaution to avoid partaking of sacrificial meat without first immersing hands in a body of water that is kosher for use as a *mikveh*.

Partaking

The meat of the *Shelamim* may not be eaten by its owners before the *Kohanim* have offered its sacrificial parts on the altar, for it is the latter activity that makes it permissible for the sacrificial meat to be eaten with. The exception to this rule is in the case that the sacrificial parts are accidentally lost or destroyed before they reach the altar, in which case the meat may be eaten as long as the sacrificial blood was sprinkled on the altar.

Eating the meat of the *Shelamim* is a mitzvah that is observed by the offering's owners and not just by the *Kohanim*. The blessing before eating the meat is as follows: *Baruch... le'echol zevach*, or alternatively, *al achilas shelamim*. ("Blessed are You... instructed us to eat the sacrifice," or "...instructed us regarding the eating of the peace-offering.")

The basic obligation is fulfilled by eating just a *kezayis* of meat. However, all of the meat must be eaten (by the owner or by others) for another reason: so that it does not

117) Incidentally, the halachic authorities debate whether this mitzvah involves only the act of eating, or also the offering of specific parts that is performed prior to the eating. It is the opinion of the *Tzelach* that there is one mitzvah to offer a *Shelamim* at least once during the festival, and a second mitzvah to partake of the meat during the festival (see the Rebbe's discussion at length).

118) This is not an exhaustive treatment, nor does it present the plethora of opinions on many of its details that are sometimes the subject of polar opposite views among *poskim*. (Let Eliyahu *Hanavi* come and resolve all halachic disputes, and bring Moshe and Aharon with him to teach us!) When applicable, these laws reflect the opinions quoted in the writings of our Rebbeim.

become *nosar*—sacrificial meat left uneaten beyond the deadline stipulated in the Torah. According to some opinions, it is an actual mitzvah to eat the meat in its entirety.

During the festival, another mitzvah is performed simultaneously—that of eating the meat of a *Shelamim* during the festival for the sake of rejoicing during the festival as required by Torah law. A *kezayis* of meat is sufficient to fulfill this second obligation. (Some say a *kezayis* is insufficient and it must be *lasovah*, enough to be satiated, which is determined as the quantity of *kebeitzah*.) A married woman fulfills the obligation to partake of a *Shelamim* on the festival through her husband offering the sacrifice and sharing its meat with her. (Some opinions disagree.) Children are exempt from this obligation.

All sacrificial meat, of greater or lesser sanctity, must be prepared for eating *lemashchah*—in the manner that food is served to royalty or nobility. It must therefore be roasted and prepared with mustard. Tosefos explains this was common for royalty, but someone who prefers another manner of dignified cuisine may follow their preference.¹¹⁹

The *Shelamim* belongs to the category of *kadashim kalim*, sacrificial meat of lesser sanctity that may be eaten anywhere within the boundaries of the city of Yerushalayim. (Some say, only on ground level.)

For practical purposes, it is advisable to eat the *Shelamim* that is served hot at the table using metal or disposable plates, because the flavor of the hot meat that is absorbed into the utensils becomes *nosar* after a certain time, as will be discussed shortly. It is also advisable to clear the table of all other cutlery and crockery before serving the meat for the same reason.

The *Shelamim* must be eaten within a specific time frame (see below), and great care must be taken to avoid leaving any meat uneaten beyond this time. An individual who finishes their own portion of meat may leave the table, according to some opinions, and assume that the other adults who are still partaking of the meat will not leave any over beyond the stipulated time. An adult may not, however, rely on children to finish their portions, and must remain to supervise them.

Nosar & Linah

After the deadline has passed, any remaining meat becomes *nosar* and it transmits ritual impurity to the hands of whoever touches it.

On the first night of Yom Tov, there is a mitzvah of *linah*, whereby someone bringing an offering to the *Beis Hamikdash* is obligated to spend the entire night in Yerushalayim. There is an additional obligation to remain there on the following night, the eve of the second day of Yom Tov, which can be attributed to the festival or to the offering they brought. The Midrash on Rus¹²⁰ on the phrase, *ba'asher talini alin* (“Wherever you lodge, I will lodge”) seems to imply that women are included in the obligation of *linah* due the offerings they bring.

119) The Rambam's view of this obligation is elaborated upon in *Kovetz Hallelu Avdei Hashem*. In the *drasha* delivered in 770 in honor of Shavuot 5775, *HaRav Braun shlita* expounded on the debate regarding one who did not prepare mustard for his *shelamim*—whether he is permitted to transport the mustard from one domain to another, or to sweeten it via extinguishing burning metal during Yom Tov, in light of the fact that mustard isn't considered a staple for all.

Shelamim must be eaten within “two days and one night,” which includes the actual day on which the sacrifice was brought (when its blood was sprinkled on the altar), as well as the following night, and then the entire following day until sunset. In our case, when the sacrifice was offered on the 15th of Nissan, it should be eaten before the conclusion of the 16th of Nissan. Nevertheless, the proper way to fulfill the mitzvah is to eat it on the actual day of offering and/or the following night.

It is a mitzvah to burn any leftover meat that has become *nosar* due to passing the deadline. Although *shelamim*-meat becomes *nosar* after sunset on the second day, it must not be burned at night. The prescribed time for burning *nosar* is on the following morning.

Metal utensils used for the *Shelamim* while the meat was hot require *kashering*. This must be performed within the city of Yerushalayim. The process demands rinsing with hot and cold water and *hagalah* (koshering via boiling water). If the utensil was earthenware, it must be shattered. Some are stringent to require shattering glass utensils and not to rely on the koshering process that is used for metal utensils. There is a halachic dispute as to the procedure required for plastic utensils and plastic covers.

YOM TOV AFTERNOON

Avoid sitting down to a meal after the tenth halachic hour of the day—from **4:12 pm**—to be able to eat the meal of the second night while hungry. Some individuals are accustomed to reduce the quantity of matzah eaten during the first day of Pesach, to allow them to eat matzah during the second Seder night with a good appetite.

If you forgot to establish an *eiruv chatzeiros* before *Yom Tov*, it can be done today and tomorrow while specifying a verbal stipulation. Ask a Rav how to do this.

Bartering Games: When engaged in the popular pastime of playing with hazelnuts on Pesach,¹²¹ take care not to participate in any game that includes the exchange of goods—even an innocuous guessing game like “Odds & Evens” is forbidden on account of its similarity to conducting business. However, when chancing upon children who are playing the game, it is not wise to address the prohibition, as they will surely not listen and you have thus inadvertently made things worse—with your forewarning, their transgression will no longer be accidental (*shogeg*).

During Minchah, the *Amidah* for *shalosh regalim* is recited. Take care to recite the phrase *Morid hatal* (if you forgot, see the chart at the end of the booklet).

NO SEDER PREP

Remember that your *eiruv tavshilin* only allows cooking on Friday (or Thursday night) for Shabbos. Today, Thursday (the first day of Yom Tov), you are forbidden to cook for tonight or tomorrow, as on every Yom Tov.

It is forbidden to prepare anything for the second day of Pesach until after **8:08 pm**. According to the Alter Rebbe, we may not request a non-Jew to perform such

¹²¹) This practice is brought in many *sefarim*—see Hebrew for references.

activities either.¹²²

You therefore cannot cook or prepare meat or other foods today for the sake of having them ready for use on the second day of Yom Tov. It is permitted to remove cooked, frozen items provided that it is early enough in the day that they will have time to defrost and could technically be used that same day before *shki'ah* at 7:25.

THURSDAY NIGHT, EVE OF 16 NISSAN—2ND NIGHT OF PESACH, DAY 1 OF THE OMER

CANDLE LIGHTING

Light candles **after 8:08 pm** from a flame that has remained lit from before the onset of Yom Tov. Someone who forgot to light the gas burner or another 48-hour candle¹²³ before the start of Yom Tov is permitted to ask a non-Jew to light it now. According to Chabad custom, the candles may be lit right away at the above-mentioned time for candle lighting. There is no reason or purpose for delaying just in order to light the candles right before *Kiddush*.

The Yom Tov candles are lit before reciting the blessing, as is done before Shabbos. There are two blessings today: (1) *l'hadlik ner shel yom tov*; and (2) *Shehechianu*. If you made a mistake in the *brachos*, see the chart at the end of the booklet.

If using a match to light from the pre-existing flame, be sure to lay it down where it can burn out safely on its own; remember not to extinguish it on Yom Tov.

Some are stringent to avoid using the Yom Tov candles for other purposes, such as to light a candle that is not being lit in honor of *Yom Tov*, or to light a gas burner.

YOM TOV PREP FOR CANDLES

Do not warm the base of a candle to stick it to its holder. This is prohibited as a precaution, so that you will not come to directly smooth or straighten the bottom of the wax candle. Similarly, do not trim the bottom of a candle to insert it more easily into its holder. This would violate the prohibition of cutting to size. However, you may firmly press a candle into its position in the holder, even if this will cause its base to erode somewhat to fit the holder—this action is not considered cutting to size.

Technically, you may clean out a used candle holder on Yom Tov without fear of violating the prohibition of fixing an article on *Yom Tov*. Similarly, if using Neronim, you may clean a used glass holder from the metal disk that held the used wick in order to insert a new candle in its place. There is an issue, however, of *muktzah* with the remnants of used wax, charred wicks, or spent

¹²²) See Hebrew section for extensive references on this topic.

¹²³) As stated earlier, Shabbos immediately follows two days of Yom Tov this year.

metal disks; these items may not be moved on Yom Tov. (This is especially an issue nowadays, when such items are considered disposable and will not be reused. Even in pre-modern times, when such materials were indeed reused, moving them was somewhat problematic. As the Alter Rebbe explains, "Although according to the strict letter of the law, these items are not *muktzah*, it is appropriate to be careful not to move them except for great need." It is prohibited to move them even when moved for the sake of food preparation.)

The solution, if you are using wax candles, is to take the holder over to the garbage (since the glass holder isn't *muktzah*—for reasons beyond the scope of this publication), and shake it out there so that the remnants of wax and wick fall directly into the garbage can. If it cannot be removed through shaking, or if you are using liquid wax candles and the spent disk has become stuck to the base of the glass holder so that it cannot be removed without prying it out with a knife or a similar object, you may not do so during Yom Tov. There is no difference in this case between using a knife and using your fingers—the issue of *muktzah* remains. You may, however, remove it with a *shinui*, using an item not normally used to remove it. The preferred solution is to think ahead (as mentioned in the entry of *erev Yom Tov*) and pour a small quantity of oil into the holder before *Yom Tov*, which would prevent the disk from sticking to the glass in the first place. This would enable you to take the holder to the garbage can during Yom Tov and to shake its contents directly into the garbage.

MAARIV & OMER

Maariv is the same as last night, with the addition of starting the *Omer* count.

The *Amidah* is followed with complete *Hallel*, *Kaddish tiskabel* and then the counting of the *Omer*.

Today is Day One of the *Omer*, corresponding to *chessed sheb'chessed* (kindness within kindness) and the other meditations referred to in the *siddur*.

The mitzvah of *sefiras ha'omer* does not merely entail knowledge of a technical number, but also how today's count is part of a greater, inclusive seven-week progression—"today is ___ days of the *Omer*."

Aleinu is recited after the *Omer*. If joining the davening where the custom is not to count before *Aleinu*, follow the order that the *minyán* utilizes, and count post-*Aleinu* as well.

If you forget to count the *Omer*: Count the following day¹²⁴ without a brachah, and you can resume counting with a brachah going forward.

If you forget the following day too, continue counting each night without a brachah. If you cannot remember whether or not you counted the previous day,

¹²⁴ Even if you count on the following day after *shki'ah* but before nightfall (during the period of *bein hashmashos*), you may still continue with a brachah. See www.asktherav.com #3872

you may count with a brachah going forward.

TODAY IS...

The Frierdiker Rebbe says: “In Lubavitch, all the days between Pesach and Shavous were referred to by the names of the *sefiros* associated with each particular day.”

LAW OF REDEMPTION: OMER CEREMONY

The cutting of the *omer* (measure of barley) is carried out with great fanfare. The cutting may be performed at any point in the night, tonight.¹²⁵

SECOND SEDER

Tonight’s *Seder* is identical to last night’s in all its details, with the exception that no effort is made to eat the *Afikoman* before halachic midnight. The *Seder* is therefore continued late into the night. Tonight there are no limitations on eating *marror* or any of the *charoses* ingredients during *Shulchan Orech*.

LIKE REBBE, LIKE CHASSID

Regarding the length of the second Seder, the Rebbe stated¹²⁶ as follows:

“The (Frierdiker) Rebbe related that his father, the Rebbe (Rashab) was accustomed to begin the second Seder at the ninth hour and to conclude it many hours after midnight. There is a principle that ‘one is obligated to repeat a statement using the identical words used by his teacher’ ... in this spirit, all students who are attached to and associated with the Rebbe need to conduct themselves according to the Rebbe’s order of conduct. In this case, regarding the second Seder, they should begin at the ninth hour and conclude many hours after midnight. During the first *Seder*, the Rebbe (Rashab) would make a point of eating the *Afikoman* before midnight, but during the second Seder he was not particular about this and he would eat the *Afikoman* after midnight. This was also the conduct of the (Frierdiker) Rebbe. Now, seeing that this was the conduct of the (Frierdiker) Rebbe and the Rebbe (Rashab), it is understood that this was also the conduct of all the previous Chabad Rebbeim. According to *nigleh*—the *Shulchan Aruch* and so on—we do not find any reason to distinguish between the first and second *Sedarim* in regard to the *Afikoman*’s timing. Nevertheless, it is obvious that if our Rebbeim observed this custom, they must have had a mystical reason for doing so. Aside from the inner reasons behind this practice, there is also a straightforward explanation, namely, that they were accustomed to explain the *Haggadah* at extreme length during the second Seder, and consequently, the eating of the *Afikoman* was delayed until after midnight.”

BEFORE RETIRING

In a footnote to *Sefer Hasichos* 5750, the Rebbe notes¹²⁷ that “some are accustomed

125) For more details, see Rambam’s *Hilchos Temidim Umusafim*, ch. 7

126) *Sichas Leil Beis D’chag Hapesach* 5711

127) vol. 2, p. 664

to read [the entire book of] *Shir Hashirim* on specific occasions in the year. The Chabad custom is not to read it, even without reciting a blessing. (This is apart from exceptions to the rule; some are indeed accustomed to read *Shir Hashirim* on the Seder night, and specifically during the second Seder night—as was the practice followed by my father [Rabbi Levi Yitzchak].”

Tonight, the second night of Pesach, *krias shema she'al hamitah* is recited as on an ordinary Yom Tov.

FRIDAY, 16 NISSAN—2ND DAY OF PESACH

The latest time for reciting the morning *Shema* is **9:42 am**.

TEFILLOS & KIDDUSH

Shacharis is the same as yesterday's, with the exception that *Mashiv haru'ach* is replaced with *Morid hatal*.

Musaf is the same as yesterday's aside from the fact that *Tefillas Tal* is not recited.

Kiddush is identical to yesterday's.

ESTHER'S WINE PARTY

It is best to do something during today's meal to commemorate the second meal that was arranged by Queen Esther coinciding with the second day of Pesach and which resulted in Haman's hanging that same day. This practice is explained at length in *Likkutei Sichos*.¹²⁸ It is told that during the Rebbe's festival meal of Pesach 5729, he clarified that the meaning of this is not to **change** something in the meal, but rather, to **add** something. When asked by one of those present to identify the nature of the addition—"Does the addition take the form of food, a *niggun* (Chassidic melody), or saying *l'chayim*?" the Rebbe responded, "You can do all three!"

LAW OF REDEMPTION: OMER OFFERING

The *Korban Omer* is offered today.¹²⁹

OMER REMINDER

If you forgot to count the *Omer* last night (One Day), count it during the day without a blessing. You may then resume counting tonight with a blessing.

It is customary to study the tractate of *Sotah* each day of the *Omer*. Tonight, the title page is studied—"One reads and studies the tractate's name from its title page

¹²⁸) vol. 3, p. 1016

¹²⁹) For details, see Rambam, *Hilchos Temidin Umusafin*. We do not read about the *omer* offering in the Torah reading, nor in the passages included in Musaf. The same is true of the *shtei halechem* (two loaves) offered on Shavuos. The reason for this omission was discussed at length in the *Kinus Torah* that was held on Isru Chag Shavuos 5774.

and resolves and announces that tomorrow he will begin studying this tractate, one *dafa* day.”¹³⁰

The practice of reading the *parshah* on *erev Shabbos* in the manner of *shnayim mikra va'echad targum* is dispensed with today.

Minchah: *Pasach Eliyahu* and *Yedid nefesh* are recited before Minchah, but not *Hodu*.

The *Amidah* for *shalosh regalim* is recited. If you made a mistake in the davening, see the chart at the end of the booklet.

SHABBOS PREP

All foods that are being cooked for Shabbos must be completed well in advance of Shabbos, so that they could be eaten today if necessary—on *erev Shabbos*. Otherwise, it is forbidden to prepare for Shabbos during Yom Tov, even with an *eiruv*. Although there are certain leniencies that can be employed to prepare only partially-cooked food, we are stringent in this regard that all dishes be fully ready. The Alter Rebbe writes of the ancient custom to *daven* Maariv especially early on a Friday night that coincides with Yom Tov in order to ensure that all food is completely ready at the outset of Shabbos.

The *eiruv tavshilin* only facilitates food preparation, including washing dishes and the like, and even lighting the candles. But it does not allow other preparations such as folding a *tallis* or preparing a *sefer Torah* on Yom Tov for Shabbos.

Immersing in a *mikveh* on Yom Tov for the sake of the approaching Shabbos is a matter of much debate. Note the statement in *Hemshech Tof-Reish-Samech-Vav*: “Similarly, immersion in a *mikveh* is necessary to proceed from the sanctity of Yom Tov to the sanctity of Shabbos, as is recorded in the writings of the Arizal.”

It is a mitzvah for each person to check their pockets close to the onset of Shabbos to avoid carrying on Shabbos. This is critical when Yom Tov precedes Shabbos and items may have been carried during Yom Tov.

The candles must be lit using a pre-existing flame. See above (in the entry for the second night of Pesach) for more details on how to prepare the candles to light tonight.

Candle lighting is at 7:08 pm, at 18 minutes before sunset. Recite the regular blessing (*lehadlik ner shel shabbos kodesh*). If you accidentally did not recite the appropriate brachah, see the chart at the end of the booklet. If the time for candle lighting has passed, you are not permitted to light them using a pre-existing flame, G-d forbid.

¹³⁰ See the following *sichos* in *Sichos Kodesh: Erev Chag Hashavuos* 5743, *Shabbos Parshas Bamidbar* 5745, *Shabbos Parshas Kedoshim* 5746.

FRIDAY NIGHT, EVE OF 17 NISSAN—1ST NIGHT OF CHOL HAMOED, 2 DAYS OF THE OMER

MAARIV

Maariv begins with *Mizmor l'Dovid*. In *Lecha dodi*, the text is altered from “*b’rinah uv’tzahalah*” to read: “***b’simchah*** *uv’tzahalah*.”

The regular Shabbos evening *Amidah* is recited, with the inclusion of *ya’aleh veyavo*. As on a regular Shabbos, the *Amidah* is followed with *Vayechulu*, etc., *Kaddish tiskabel*, *Mizmor l'Dovid*, *chatzi Kaddish*, and *Barchu*. Then ***sefiras ha’omer***, *Aleinu*, and *Kaddish Yasom*.

If you forgot to recite *ya’aleh veyavo* in davening tonight or anytime during Chol Hamoed, see the chart at the end of the booklet. If you recited the *Amidah* of Yom Tov instead of the *Amidah* of Shabbos tonight or tomorrow, see the chart at the end of the booklet.

We greet each other with, “*Gut Shabbos, Gut Mo’eid!*”

The Alter Rebbe states in his *Shulchan Aruch* that those who are accustomed to recite *Bameh madlikin* on the eve of each Shabbos (which is not Chabad practice; the section was entirely omitted from the Alter Rebbe’s *siddur*) do not read it when Shabbos coincides with Yom Tov or Chol Hamoed. It is omitted for the sake of timing, “so as to hurry into the rejoicing of the festival.”

KIDDUSH & HAMOTZI

Recite *Shalom aleichim*, *Eishes chayil*, *Mizmor l'Dovid*, and *Da hi seudasa* quietly. Recite the regular Shabbos *Kiddush*.

Havdalah is **not** recited when proceeding from Yom Tov to Shabbos, because the sanctity of Shabbos is greater.

It is best to wait until one of the Shabbos meals to eat the matzah used in the *eiruv tavshilin*, because it is appropriate to reuse an item used for a mitzvah to perform another mitzvah. Some wait until the third meal of Shabbos. They use the matzah as *lechem mishnah* for the first two meals of Shabbos. (If one does not have a third meal, as is the Chabad custom, they should eat it in the second meal). It is obvious that the same would apply to the food used in the *eiruv*.

Regarding the matzah that was used to establish the *eiruv chatzeiros*: if the *eiruv* that was made before the onset of Yom Tov was not intended to remain in effect for the rest of the year, it should be used for the meal on Shabbos, after Shacharis. Or, as the Alter Rebbe adds parenthetically, it can be used for the meal on the

night of Shabbos, provided that the meal is held when it is unquestionably past nightfall.¹³¹

During *Birchas Hamazon*, first recite *Retzei* for Shabbos and then *ya'aleh veyavo* for Chol Hamoed Pesach (**without** the addition of *b'yom tov mikra kodesh hazeh*)

If you forgot to recite *ya'aleh veyavo*, or made another mistake associated with *Retzei* or *ya'aleh veyavo*, see the chart at the end of the booklet.

Recite the *Harachaman* for Shabbos. Do not recite the *Harachaman* for Yom Tov.

SHABBOS CHOL HAMOED, 17 NISSAN

Tekufas Nissan, the spring season in the Jewish calendar (marked by the vernal equinox) begins this morning at **6:00 am**.¹³²

MORNING TEFILLOS

The latest time for reciting the morning *Shema* is **9:41 am**.

Recite *Shacharis* as on a regular Shabbos. Add *ya'aleh veyavo* for Chol Hamoed. If you forgot to recite *ya'aleh veyavo*, or made a mistake in the Shabbos *Amidah*, see the chart at the end of the booklet.

The *Amidah* is followed by half-*Hallel*,¹³³ not the complete *Hallel*, and *Kaddish tiskabeil*, *Shir shel Yom*, *Kaddish Yasom*, and the reading of the Torah.

It is not the Chabad custom to read *Shir Hashirim* as a congregation, nor is it customary to read it individually, at home or in *shul*.¹³⁴

Two *sifrei Torah* are used for the Torah reading, and there are eight *aliyos*. The *Haftorah* is *ha'atzamos hayeveishos* – the prophet Yechezkel's vision of dry bones turning into living people – because the resurrection is destined to occur during the month of *Nissan*.¹³⁵ The final blessing after the *Haftorah* is read as per a regular Shabbos (Yom Tov is **not** mentioned, **nor** is the blessing concluded with *mekadesh hashabbos veyisrael vehaz'manim*).

Recite *yekum purkan*, but do not recite *Av harachamim* after reading the Torah.

131) The Rebbe explains the reason for the distinction between *eiruv tavshilin* and *eiruv chatzeiros* in this regard, in *Likkutei Sichos*, vol. 16, Beshalach 4. In fn. 41 the doubt regarding eating the challah at the evening meal after nightfall is addressed.

132) The *tefukos*—seasons—are mentioned in the introduction to the calendar in *Hayom Yom* and in *Luach Colel Chabad*. For more detailed laws, see the notes in the Hebrew section. See also: *Likkutei Sichos*, vol. 16, p. 98, fn. 33; vol. 21, p. 233, fn. 33; vol. 16, p. 577.

133) Regarding reciting the brachah on *Hallel* when half-*Hallel* is said, see [#2750](http://www.asktherav.com)

134) In many communities, it is the custom to recite *Shir Hashirim* on Shabbos Chol Hamoed.

135) See *Sichas Acharon shel Pesach* 5730 and *Shabbos Parashas Acharei* 5746.

MUSAF

Musaf for *shalosh regalim* is recited, adding the parts that apply to Shabbos. We always mention Shabbos before mentioning the festival (*Vatiten lanu ... es yom hashabbos hazeh v'es yom chag hamatzos hazeh... v'es musefei yom hashabbos hazeh v'yom chag hamatzos hazeh...*). Recite the verses for Shabbos (*Uv'yom hashabbos*) as well as the verses that apply to Chol Hamoed Pesach (*Vehikravtem*) followed by *Uminchasam veniskeihem*. Recite *Yismechu vemalchusecha* and conclude the blessing that follows with *mekadesh hashabbos veyisrael vehaz'manim*.

The conclusion of the blessing in Musaf is important. If you recite the entire blessing correctly, but conclude with *mekadesh hashabbos* or *mekadesh yisrael vehaz'manim*—instead of mentioning both Shabbos and Yom Tov—or any other mistake, see the chart at the end of the booklet.

According to the direction of the Frieddiker Rebbe, the paragraph *Ve-akachta soless* is recited as on every Shabbos. This is followed by the *sheish zechiros*.

LAW OF REDEMPTION: LECHEM HAPANIM

On Shabbos that coincides with Yom Tov or Chol Hamoed, all groups of *Kohanim*, not only those assigned to that day's service in the *Beis Hamikdash*, divide the bread of the *lechem hapanim* equally.

The *lechem hapanim* are never *chametz*, even year-round; they are called "*challos matzos*".

Kiddush: *Lu'ach Colel Chabad* reports that the introduction to *Kiddush* (from *Mizmor l'David* until *vayekadesheihu*) is recited in an undertone, followed by *Savrei maranan* and *borei pri hagafen*.

MAKE-UP SHEHECHIYANU

If you forgot to recite *Shehechyanu* on the first two nights of Pesach, or even if you recited it on the first night but not on the second night, you should recite the blessing as soon as you realize the omission, at any time during the festival until the end of *Acharon shel Pesach*.

As mentioned earlier, men do not fulfill their obligation to rejoice during Pesach unless they drink (a *revi'is* of) wine each day. The Frieddiker Rebbe would make a point of drinking a *revi'is* of wine at each meal during Pesach. Children should be given nuts or other edible treats to draw them into the joy of the festival. (Since it is Shabbos, avoid unshelled nuts¹³⁶, because if a portion of the shell becomes mixed together with the nuts, removing it would violate the prohibition of separating and also entail *muktzah*).

START SOTAH

The ongoing study of Tractate Sotah begins today with its first page of text (2a-b).

¹³⁶ See www.asktherav.com #4195.

Chadash: The detailed laws pertaining to *chadash* (lit., “new,” i.e., grain of the new year or products made from it; these may not be eaten before the *omer* is offered on the sixteenth of Nissan) are recorded in the Alter Rebbe’s *Shulchan Aruch*, 489.

Minchah: *Parshas Shemini* is read from the Torah during Minchah, followed by the regular Shabbos Minchah *Amidah*, including *ya’aleh veyavo* for Chol Hamoed. *Tzidkasecha* is not recited.

Omer Reminder: If you forgot to count the *Omer* last night (two days), count it during the day without a blessing. If you only missed last night (but counted the first by night or day), you may resume counting tonight with a blessing.

MOTZOEI SHABBOS, EVE OF 18 NISSAN—2ND NIGHT OF CHOL HAMOED, 3 DAYS OF THE OMER

Shabbos ends at 8:10 pm.

MAARIV, V’SEIN BRACHAH & OMER

During Maariv, the following are included in the *Amidah*: (1) *Morid hatai*; (2) *Atah chonantanu*; (3) *v’sein brachah* (which we begin reciting from tonight onward); (4) *ya’aleh veyavo*.

If you accidentally recited *v’sein tal umatar*, see the chart at the end of the booklet.

If you forgot to recite *ya’aleh veyavo* in davening tonight or anytime during Chol Hamoed, see the chart at the end of the booklet.

If, for any of the above reasons, you need to repeat the *Amidah*, remember to include *Atah Chonantanu* again.

The *Amidah* is followed by *Kaddish shalem*, *sefiras ha’omer*, and *Aleinu*.

Havdalah: Havdalah is recited as per a regular *motzoei Shabbos*. It is the Chabad custom to refrain from using cloves on Pesach, and therefore the blessing over spices is not recited over cloves.

Recite *hamavdil bein kodesh l’chol*, not *bein kodesh l’kodesh*. If you forgot to make *Havdalah* or accidentally said *bein kodesh l’kodesh*, see the chart at the end of the booklet.

After *Havdalah*, *Veyiten lecha* is recited quietly.

A *melaveh malka* is held tonight.

BIRCHAS HAMAZON

Tonight, and throughout Chol Hamoed, *ya’aleh veyavo* is inserted in *Birchas*

Hamazon. If you forgot *ya'aleh veyavo* in *Birchas Hamazon*, see the chart at the end of the booklet.

The *Harachaman* for Yom Tov is not recited.

Toward the end of *Birchas Hamazon*, we pronounce *migdol yeshu'os malko* (and not *magdil*).

CHOL HAMOED

As mentioned earlier, men do not fulfill their obligation to rejoice during Pesach unless they drink (a *revi'is* of) wine each day. The Friediker Rebbe would make a point of drinking a *revi'is* of wine at each meal during Pesach. Children should be given nuts or other edible treats to draw them into the joy of the festival.

There is no absolute obligation to eat matzah during Chol Hamoed, but it is considered a mitzvah for one to do so. It is similarly a mitzvah to eat meat to fulfill the requirement of rejoicing during the festival.¹³⁷

MORE MATZAH

From a *maamar* of the Tzemach Tzedek: "(On the first day of Pesach, there is a biblical obligation to eat matzah during the Seder.) On the (following) six days, eating matzah is a matter of choice. It is similar to the Maariv service ... It is understood that although it is a matter of choice, it is nevertheless somewhat of a mitzvah ... It is preferable to eat matzah than to eat fruit and other food that are not mitzvos at all."

HONOR SPECIAL DAYS

Honor Chol Hamoed with good food, drink, and special clothing, like on every festival. It is therefore appropriate to wear Shabbos or Yom Tov clothing, not conducting yourself as if it were an ordinary weekday.¹³⁸

This is not to be taken lightly, in face of *Chazal's* statement that whoever degrades the festivals by performing a forbidden activity or conducting themselves in the manner of an ordinary weekday in regards to eating and drinking and the like, even if he has much Torah and *mitzvos* to his credit, "he has no portion...and is considered as having worshipped false gods."

RESTRICT WORK

Although carrying in the street and lighting a fire, which are forbidden during a festival, are permitted on Chol Hamoed, many other activities are prohibited.

¹³⁷) See *Ohrchos Chaim*, *Hilchos Chol Hamoed* 34. The same can be concluded from the language used in Alter Rebbe's *Shulchan Aruch* 529:6-7. See also *Shaalos Uteshuvos Be'er Moshe*, vol. VII 3:102 and the *sichah* of Hoshana Rabbah 5750.

¹³⁸) See *Magen Avraham* 530:101; *Mishnah Berurah* *ibid.* in *Shaar Hatziyon* 3. *Nimukei Orach Chaim*, *ibid.*, 3. See also the *sichah* of the 3rd day of Chol Hamoed Succos 5740 in *Hosafos L'Sichos Kodesh*.

For example: business activity; sewing; washing clothes (with the exception of clothing of very young children who soil their clothing regularly); writing (if it is required for Chol Hamoed, it is permitted, but it is customary to make a minor change from the ordinary manner of writing); printing; cutting nails; and taking haircuts.

Many authorities state that activities that are not for the sake of Chol Hamoed are forbidden even if they are neither cumbersome nor time-consuming. Generally speaking, only activities that are both nonprofessional and required for Chol Hamoed or the final days of Yom Tov are permitted. One of the exceptions to this principle are activities pertaining to food supply and preparation, which are not restricted.

Detailed laws legislate the precise definition of “activities that are considered nonprofessional” and the meaning of “required for Chol Hamoed.” In summary: an activity that produces a professional result is nevertheless permitted if it is a simple task that does not require significant concentration and a skilled hand. By contrast, if the act itself requires professional expertise, then it is forbidden even for an untrained individual—even if the majority of people know how to execute this particular task. In addition, many activities can be easily postponed to after Yom Tov or skipped entirely, and they are therefore considered not necessary for Chol Hamoed.¹³⁹

In *Peleh Yo’etz*, under the entry for Chol Hamoed, the author states, “Many profane the sanctity of Chol Hamoed. As a result of additional activities being permitted during Chol Hamoed that are not permitted on Yom Tov, people have come to consider all activities as permissible. They do not try to discover which activities are permissible and which are forbidden. Anyone with *yiras shamayim* should try to learn the distinctions from written works or from learned individuals, to avoid transgressing.”

STUDY MORE

Devote time to the study of Torah. The Talmud Yerushalmi states that the reason for the restriction on activities during Chol Hamoed is in order to facilitate eating, drinking and rejoicing in honor of the festival and for toiling in the study of Torah.

Although, as mentioned earlier, it is not our specific custom to recite *Shir Hashirim* on Pesach, the *maamarim* in *Likkutei Torah* on this topic are connected with Pesach themes. “This is an appropriate time to learn these *maamarim*,” the Rebbe states, “in order to conclude the entire *Likkutei Torah* throughout the year.”¹⁴⁰

Sefirah: We do not restrict ourselves with any of the Sefirah limitations on Chol Hamoed—not with regard to dancing, music, or, especially, wearing new garments.

¹³⁹) These laws were explored at length at the *Kinus Torah* that was held during Chol Hamoed Pesach 5777.

¹⁴⁰) *Sichas Shabbos Parshas Metzora*, 5725 (also, with slight differences, in the *Maamar Shir Hashirim* 5725, on that occasion).

Going to the zoo? Be aware! Food pellets for feeding the animals are generally outright *chametz*. Buying the treats or feeding them to the animals is therefore prohibited, by biblical injunction.

SUNDAY, 18 NISSAN—2ND DAY OF CHOL HAMOED

Today is the anniversary of the birth of the Rebbe's father, the famed Rav and *mekubal* Rabbi Levi Yitzchak Schneersohn, which coincides with the anniversary of the Rebbe's *bris*.

The latest time for reciting the morning *Shema* is **9:40 am**.

CHOL HAMOED DAVENING

Tefillin are not donned during Chol Hamoed.

Mizmor l'sodah is omitted throughout Pesach, including Chol Hamoed.

Ya'aleh veyavo is inserted into the *Amidah* of *Shacharis*. If you forgot to recite *ya'aleh veyavo*, see the chart at the end of the booklet.

The *Amidah* is followed by half-*Hallel*, *Kaddish tiskabeil*, *Shir shel Yom*, *Kaddish Yasom*, and the reading of the Torah.

Two *sifrei Torah* are read during *Shacharis*. The first requires three *aliyos*. The second Torah is then placed on the *bimah* beside the first (so as not to leave a void between the presence of the first and second Torah). After *hagbah* on the first Torah, one *aliyah* is read from the second Torah.

The Torah reading is followed by *Ashrei*, *Uva litziyon*, *Yehalelu*, *chatzi Kaddish*, and *Musaf*. This is so throughout the other days of Chol Hamoed too.

Musaf includes additional verses that are recited each day of Chol Hamoed Pesach (*Vehikravtem* and *Uminchasam*). If you made a mistake, see the chart at the end of the booklet.

After *Musaf*, *sheish zechiros* is recited.

This week, the Chumash/Rashi studied daily as part of Chitas is the same as last week's—Parashas Shemini (for the second time).

Omer Reminder: If you forgot to count the *Omer* last night, count it during the day without a blessing. If you only missed last night (but counted the first two days by night or day), you may resume counting tonight with a blessing.

MONDAY, 19 NISSAN—3RD DAY OF CHOL HAMOED, 4 DAYS OF THE OMER

The latest time for reciting the morning *Shema* is **9:39 am**.

The *tefillos* are the same as yesterday's, with the exception of the portion read in

the Torah.

Omer Reminder: If you forgot to count the *Omer* last night, count it during the day without a blessing. If you only missed last night (but counted the first three days by night or day), you may resume counting tonight with a blessing.

Kinus Torah: A *Kinus Torah* will be held in 770 today, after Maariv, at approximately 8:15pm. The Rabbanim, members of the Badatz, will participate in the *kinus*.

TUESDAY, 20 NISSAN, EREV SHEVI'I SHEL PESACH—4TH DAY OF CHOL HAMOED, 5 DAYS OF THE OMER

The latest time for reciting the morning *Shema* is **9:38 am**.

The *tefillos* are the same as yesterday's, with the exception of the Torah reading.

PREPARING FOR YOM TOV

Blood Tests: Although it is forbidden to have blood drawn on *erev Yom Tov*, it is permissible to do so today, on *erev Shevi'i shel Pesach*, for the final days of Pesach are part and parcel of the Pesach Festival and do not constitute a separate Yom Tov.

Nail Cutting: We do not trim our nails today, even if you regularly cut them every *erev Shabbos* and *erev Yom Tov*. If they are long and unsightly, they should be trimmed by hand (or with your teeth), but not a clipper, scissors or any blade. The exception is someone who cut them last Friday, and they grew in to need retrimming today.

Do not sit down to a meal after the tenth halachic hour of the day, from **4:14 pm**, so as not to ruin your appetite for tonight's Yom Tov meal.

EREV YOM TOV AFTERNOON

Men immerse in a *mikveh* today, to purify themselves before the onset of Yom Tov.

ALL-READY

“We saw great revelations by our Rebbeim on *Shevi'i shel Pesach*,” the Frierdiker Rebbe once revealed.¹⁴¹ “The order of the day began after midday on *erev Shevi'i shel Pesach*. The immersion in a *mikveh* on *erev Shevi'i shel Pesach* was different from the immersion in a *mikveh* on *erev Shabbos* and the other festivals, and even from the immersion in a *mikveh* on *erev Rosh Hashanah* and *erev Yom Kippur*.”

“The immersion in a *mikveh* on *erev Shevi'i shel Pesach* was strongly connected to

141) *Sefer HaSichos* 5703, p. 85. See the continuation of that description, at great length.

those matters that were accomplished in the *sefiros* of the upper worlds and in the soul levels within each Jewish person."¹⁴²

Omer Reminder: If you forgot to count the *Omer* last night (five days), count it during the day without a blessing. If you only missed last night (but counted the first four days by night or day), you may resume counting tonight with a blessing.

BEFORE CANDLE LIGHTING

A flame must be prepared today that will remain lit at least until the second night of Yom Tov, from which to draw fire for the second night's candle lighting. A 48-hour candle or gas flame may be used for this purpose.

Regarding preparing the candleholders today so they can be used for the second night of Yom Tov, see the earlier entry for before candle lighting on *erev Pesach*.

It is a mitzvah to check your pockets before Yom Tov to make sure that you will not inadvertently carry *muktzah*. This is especially important when you have been wearing your Shabbos clothing during Chol Hamoed.

Tzedakah should be given in advance for the two days of Yom Tov.

Candle lighting: Light before **7:12 pm**, eighteen minutes before sunset. Only the blessing for the candles is recited, and **not** *Shehechyanu*. Recite: *lehadlik ner shel Yom Tov*. If a mistake was made in the brachah, see the chart at the end of the booklet.

TUESDAY NIGHT, EVE OF 21 NISSAN—SHEVI' I SHEL PESACH, 6 DAYS OF THE OMER

REVEAL IT!

The Frieddiker Rebbe quoted his father, the Rebbe Rashab, as exclaiming: "*Shevi'i shel Pesach* is accessible to all! There are times of revelation of *atzmus* (Hashem's 'Essence'), such as [referred to in the verse] '*Hashem has revealed His holy arm*.'"¹⁴³ Well, *Shevi'i shel Pesach* is one of these times, where everyone can 'take.' We must treat each second as precious!"

Many Chassidic sources speaking about this Yom Tov quote the adage of the Tzemach Tzedek: "*Shvi'i shel Pesach* is the Rosh Hashanah of self-sacrifice."

The joy of *Shevi'i shel Pesach* and *Acharon shel Pesach* is far greater than that of the earlier days of Pesach.

UNIFIED

There is an advantage to the level of unity that can be achieved on *Shvi'i shel Pesach*

¹⁴²) *Ibid.*, p. 87

¹⁴³) *Yeshayah* 52:10

over all the other days of Yom Tov, and the Rebbe mentions this special opportunity in relation to the Hakhel year.¹⁴⁴

MAARIV

Begin Maariv with *Shir hama'alos*. Recite the *Amidah* for the *shalosh regalim* specific for *Chag Hamatzos*. If a mistake was made see the chart at the end of the booklet.

The *Amidah* is **not** followed by *Hallel* as on the first two nights of Pesach. We do say: *Kaddish tiskabel*, *sefiras ha'omer* (six days), *Aleinu*, and *Kaddish Yasom*.

KIDDUSH & SEUDAH

Someone who did not light the Yom Tov candles before sunset may do so now, provided the fire is drawn from a flame that remained lit from before the start of Yom Tov.

Kiddush begins with the *Askinu seudasa* for *shalosh regalim*, followed by *Savri moranan*, *borei pri hagafen*, and *mekadesh yisrael vehaz'manim*. The blessing of *Shehechyanu* is **not** recited.

The Rebbe revealed that although *Shehechyanu* is not recited on the final days of Pesach, the Chabad Rebbeim would make a point of mentioning the blessing through actively discussing its absence on these days.¹⁴⁵

Ya'aleh veyavo is included in *Birchas Hamazon*, as well as the *Harachaman* for Yom Tov. If you omitted *Ya'aleh veyavo*, see the chart at the end of the booklet.

STAY AWAKE

In the town of Lubavitch, it was customary to remain awake the entire night of *Shevi'i shel Pesach*. The Frierdiker Rebbe confirmed,¹⁴⁶ "In Lubavitch, there were nights on which we did not recite *krias shema she'al hamitah* [the prayer before retiring]—*Shevi'i shel Pesach*..." Someone who remains awake must engage in Torah study all night.

Unlike the eve of Shavuos, on which it is customary to remain awake all night and individually recite a prepared text (*Tikkun Leil Shavuos*), the Frierdiker Rebbe testified¹⁴⁷ that not only is there no corresponding custom on the eve of *Shevi'i shel Pesach*, but "I never even heard so much as a reason supporting the idea of reciting a *tikkun* on *Shevi'i shel Pesach*."

Although it is meritorious to remain awake throughout the night, nevertheless, an individual who feels overcome with exhaustion to the point that he is uncertain

¹⁴⁴) See *Sichas Acharon shel Pesach* 5727

¹⁴⁵) *Sichas Acharon shel Pesach* 5743. For the significance of this blessing's absence, see *Sichas Acharon shel Pesach* 5723 and *Likkutei Sichos*, vol. 37, p. 19, fn. 43.

¹⁴⁶) *Sefer Hasichos* 5702, p. 100

¹⁴⁷) *ibid*.

whether he will be able to stand properly for the next day's prayers should indeed rest a bit towards dawn so that he will be able to stand and pray with full concentration and alertness. It is considered a mitzvah for him to take this brief nap. If he forces himself to remain awake nonetheless and subsequently finds himself losing concentration or dozing off during the *Shema* and the *Amidah* the next morning, he has lost far more than he has gained.

SNACKING WHILE LEARNING

By Rabbinic injunction, food and drink are restricted once the time for morning prayers has arrived—*alos hashachar* (dawn). If a person is unable to properly concentrate on their *tefillah* if they are hungry, they may eat or drink (even though our *kavannah* these days may be lacking in general). In the words of the Tzemach Tzedek: "Better to eat to daven, than to daven in order to eat!" However, there is an additional Kabbalistic onus on eating or drinking during the early hours of the morning because it can "feed" the *sitra achara* (unholy forces)—though there is some debate whether this refers to the time after it is already possible to pray, or the earlier part of the morning, between midnight and dawn. Practically, if a person feels weak, or needs help concentrating on their learning, they may eat or drink. Additionally, all would agree that someone who never went to sleep at all (or napped for the time of less than "sixty breaths"¹⁴⁸) is able to eat and drink without restriction.¹⁴⁹

Alos hashachar (break of dawn) is at 4:57 am.

WEDNESDAY, 21 NISSAN

Shevi'i shel Pesach - 6 Days of the Omer

MORNING NAP

When faced with the option of remaining awake and praying Shacharis at sunrise, or going to sleep in order to pray in a refreshed state of mind, the Rebbe favored the second option if sleeping would permit a person to pray with greater concentration. The Rebbe noted, however, that what works for one person will not necessarily work for another. Some feel invigorated after a brief nap, while others feel even groggier than before it. The Frierdiker Rebbe related that the Rebbe Rashab would sometimes sleep first, although it is unclear whether this was his prevalent custom.

EARLIEST & LATEST SHEMA

Be very careful to recite *Shema* within its proper time in the morning. Someone

¹⁴⁸) "a strict three minutes, a half-hour, an hour or even three hours. The common custom [is a] half-hour." From www.halacha2go.com #623

¹⁴⁹) See Hebrew footnotes for sources about eating and drinking when awake all night.

who, G-d forbid, failed to do so, has undone the good he accomplished by staying awake the previous night.

The earliest time for the morning *Shema* is at **5:31 am**. Although not ideal, someone who recited *Shema* after the break of dawn, **4:57 am** has fulfilled their obligation. The latest time for *Shema* this morning is at **9:37 am**.

Before going to sleep in the morning after studying the entire night, arrange for someone to awaken you on time to recite the morning *Shema* and to *daven* Shacharis. Although it isn't expressly forbidden by halachah to go to sleep even if there is no one to awaken you for this purpose, nevertheless, it is clearly unwise and inappropriate if it may result in sleeping past the deadline and neglecting the biblical commandment to recite the morning *Shema* in its proper time.

As a precaution, it is worth reciting the *Shema* immediately after dawn, bearing in mind that if you do not have an opportunity to repeat the *Shema* in the ideal time established by Chazal (later than **5:31 am** but before **9:37 am**), you will have nevertheless fulfilled your obligation.

MORNING BRACHOS

It is our custom to recite all the morning *Brachos* as usual, including *al netilas yadayim* and *Elokei neshamah* (based on a secret—unofficial—directive of the Frierdiker Rebbe), even for someone remained awake the entire night and did not change their clothing. Nevertheless, if possible, it is better to sleep a little before reciting the blessings. The only difference between the one who slept during the night and one who remained awake is that the former may recite these blessings after midnight, while the latter must wait until after dawn to recite these blessings. The same applies to *birchas hatorah*.

The blessing over *tzitzis* may not be recited if the same pair of *tzitzis* was worn throughout the night and was not changed in the morning. It is best to recite the blessing over another pair, and thereby exempt the original pair from a blessing.

SHACHARIS

If praying at an early *minyan*, wrap your *tallis* no earlier than **5:31 am**; the *Amidah* may commence after sunrise at **6:23 am**.

The *Amidah* for *shalosh regalim* is recited during Shacharis. If you made a mistake, see the chart at the end of the booklet. This is followed by half-*Hallel*, *Kaddish tiskabel*, *Shir shel Yom*, and *Kaddish Yasom*.

When the ark is opened, the *Yud-gimmel Middos* (Thirteen Divine Attributes—*Hashem, Hashem, Keil Rachum*, etc.), followed by *Ribbono shel Olam*, are recited before removing two *sifrei* Torah from the ark.

The Torah reading is the portion of Parshas Beshalach that recounts the crossing of the *Yam Suf*. The congregation stands for the reading of the *Shirah* (*Az yashir*—the

Song of the Sea).

The *Haftorah*, “*Vayidaber Dovid es hashirah hazos*” (from the Book of Shmuel) is read. It is similarly a *shirah* (song of praise), reflecting the *shirah* that was read from the Torah, and it also mentions the miracles of the Exodus from Egypt. (“*He sent forth arrows and dispersed them, lightning, and confounded them; the ocean bed became visible, the foundations of the world were exposed...*”)

MUSAF

The *Amidah* of Musaf for *shalosh regalim* is recited, including the verses that describe the offerings of the final days of Pesach (*Vehikravtem*). If you make a mistake, see the chart at the end of the booklet.

The *Kohanim* recite *Birchas Kohanim* during the *chazzan*'s repetition. See the entry for Musaf on the first day of Pesach above for more details on this.

Sheish zechiros (the daily Six Remembrances) is recited.

Law of Redemption: Even Higher

Shalmei simchah are not offered on *Shevi'i shel Pesach* “because the [spiritual] level of the joy of *Shevi'i shel Pesach* is so very great that it cannot be revealed in an internalized manner, which would [usually] be accomplished through eating [the meat of the *korban*].”¹⁵⁰

THE YOM TOV MEAL

Kiddush includes *Askinu seudasa*, *Eileh mo'adei*, and *borei pri hagafen*.

The details of the personal obligation to rejoice and take pleasure in the Yom Tov are described earlier, in the entry concerning Yom Tov joy on the first day of Pesach.

Birchas Hamazon is as it was last night. if an error is made, see the chart at the end of the booklet..

YOM TOV AFTERNOON

The *Amidah* of *shalosh regalim* is recited during Minchah.

Do not sit down to a meal from the tenth halachic hour of the day onward, starting at **4:15 pm**, to avoid ruining your appetite for the second night's festive meal. However, if someone failed to eat their Yom Tov meal before this time, they should do so even after this time.

¹⁵⁰ The Alter Rebbe in *Likkutei Torah* [second *maamar* entitled *Sheishes Yamim*].

In the original *maamar*, the assertion that *shalmei simchah* are not offered on *Shevi'i shel Pesach* is marked with *tzarich iyun*—“this requires investigation”—in parentheses. The Rebbe explains that this comment was added by the Tzemach Tzedek. For the debate on this issue, see *Sha'alos Uteshuvos Divrei Nechemya, Even Ha'ezer (Likkut)*. This is explained at length in *Sichas Acharon shel Pesach 5724*.

TAHALUCHAH

The Rebbe says,¹⁵¹ “It has been customary for many years now to visit *shuls* in many different neighborhoods, on each festival, in order to increase the joy of the festival through uniting with the many Jews of other neighborhoods, and especially through sharing words of Torah (“Hashem’s laws are just, they gladden the heart”)—teachings culled from both *nigleh* and *pnimius haTorah*.”

It is forbidden to prepare anything for the second night or day of Yom Tov before the first day of Yom Tov has concluded, at **8:14 pm**.

Omer Reminder: If you forgot to count the *Omer* last night (six days), count it during the day without a blessing. If you only missed last night (but counted the first five days by night or day), you may resume counting tonight with a blessing.

WEDNESDAY NIGHT, EVE OF 22 NISSAN—ACHARON SHEL PESACH, 7 DAYS OF THE OMER

LIGHT OF MOSHIACH

A revelation of the light of Moshiach shines forth during *Acharon shel Pesach*. “On *Acharon shel Pesach* we saw the loftiest revelations from the Rebbeim,” the Rebbe says in 5744, “among them the revelation [of the first modern-day *Moshiach Seudah*] that took place at Tomchei Temimim in Lubavitch in the year 5666, as has been widely publicized. Now, what the Rebbeim did in the privacy of their room we cannot know, only that which has been revealed to us by the (Frierdiker) Rebbe, but certainly *Acharon shel Pesach* was more revelatory than all the other days of Pesach.”

The Gemara relates that Moshiach will arrive “following Shemita” (i.e., in the Hakhel year). The revelation of Moshiach’s light on *Acharon shel Pesach* adds an even more unique element to the generally heightened atmosphere of the Hakhel year.¹⁵²

Light Candles **after 8:14 pm**. According to Chabad custom, the candles may be lit right away at the above-mentioned time for candle lighting. There is no reason or purpose for delaying just in order to light the candles right before *Kiddush*.

The candles must be lit using a pre-existing flame. See above (in the entry for the second night of Pesach) for more details on how to prepare the candles to light tonight.

The blessing of *lehadlik ner shel Yom Tov* is recited. *Shehechyanu* is **not** recited. Tonight’s Maariv and *Kiddush* are identical to yesterday’s.

GEBROKS

It is Chabad custom to eat *geborks*—matzah that has come in contact with liquid,

151) *Sefer Hasichos* 5751

152) See *Sichas Acharon shel Pesach*, 5748

also called *matzah sheruyah*—during each meal on *Acharon shel Pesach*, at night and by day. It is customary to be extra scrupulous to wet the matzah. The Rebbe says,¹⁵³ “We saw how the Rebbeim were careful to wet their matzah with each and every food [that was served].” However, all other stringencies that were accepted throughout Yom Tov remain in force.

BIRCHAS HAMAZON

Tonight, after wetting the fingertips with *mayim acharonim*, they are passed across the lips, as is done throughout the year.

Bentching is identical to yesterday’s.

THURSDAY, 22 NISSAN—ACHARON SHEL PESACH

7 DAYS OF THE OMER

MOSHIACH’S DAY

The latest time for reciting the morning *Shema* is **9:36 am**.

SHACHARIS

Shacharis is identical to yesterday’s.

The *Haftorah* of *Od hayom b’Nov* is read, to commemorate the miraculous downfall of Sancheirev that occurred on the night of Pesach. The deeper significance of this *Haftorah* is that it describes the victory of King Chizkiyahu, whom Hashem initially planned to appoint as Moshiach. Similarly, the light of Moshiach shines forth on *Acharon shel Pesach*.

In the blessings after the *Haftorah*, mention is made of *Chag Hapesach*. The concluding blessing ends with *mekadesh yisrael vehaz’manim*. For the laws regarding an error in this wording, see the chart at the end of the booklet.

YIZKOR & MUSAF

Yizkor is recited, followed by *Av Harachamim*. *Av Harachamim* may be recited even by those who do not recite *Yizkor*.¹⁵⁴ The prayers continue with *Ashrei* and then the *sifrei Torah* are returned to the *aron*.

Musaf is identical to yesterday’s.

153) *Likkutei Sichos*, vol. 22, p. 3l. See there at length for the explanation of this practice.

154) Regarding *Av Harachamim*, the Rebbe notes that it is up to each individual who is not reciting *Yizkor* to decide whether he desires to recite *Av Harachamim* or not. The prayer is a form of *yizkor* (remembrance) for the general community, which is why it is usually not recited during special days when *Tachanun* is not recited. However, since individuals do recite *Yizkor* today, and the *Yizkor* service includes this prayer, it is therefore acceptable for those not reciting *Yizkor* to recite this prayer as well.

Sheish zechiros (the daily Six Remembrances) is recited.

KIDDUSH

It is stated in *Luach Hayom Yom* and also in *Sefer HaMinhagim Chabad*,¹⁵⁵ that “during the day [of *Acharon shel Pesach*], we are *mehader* to recite *Kiddush*, then pray *Minchah*, and to only then eat the *Yom Tov* meal.” In actual practice, this custom is not observed.¹⁵⁶

Kiddush is identical to yesterday’s.

Bentching: The text of *Birchas Hamazon* is identical to yesterday’s.

Minchah is identical to yesterday’s.

Omer Reminder: If you forgot to count the *Omer* last night (seven days—one week), count it during the day without a blessing. If you only missed last night (but counted the first six days by night or day), you may resume counting tonight with a blessing.

MOSHIACH’S MEAL

The Baal Shem Tov would eat three festive meals on *Acharon shel Pesach*. He would refer to the final meal as “*Moshiach’s Seudah*” (*Moshiach’s meal*).

ORIGINS

The Frieddiker Rebbe related that of the Baal Shem Tov’s three meals on *Acharon shel Pesach*, the final one was held in the afternoon, towards evening (and the close of the festival), and that it was called “*Seudas Moshiach*” because the light of *Moshiach* is revealed on *Acharon shel Pesach*.

The entry for *Acharon shel Pesach* in *Luach Hayom Yom* reports that “the practice was introduced in the year 5666, whereby the students of Tomchei Temimim would eat together on *Acharon shel Pesach* in the study hall ... The Rebbe (Rashab) ate the festive meal of *Acharon shel Pesach* together with the students, and he instructed that each student be given four cups [of wine]. He then announced, ‘This is *Seudas Moshiach!*’”

The Rebbe added,¹⁵⁷ “It is understood that this directive [of the Rebbe Rashab] was not limited to that particular year. Rather, it was for all years (to follow).¹⁵⁸”

THE MATZAH

For *Seudas Moshiach*, it is customary to wash hands before sunset and eat at least

¹⁵⁵) p. 43

¹⁵⁶) For the Rebbe’s explanation, see *Roshei Devarim Seudas Leil Shevi’i shel Pesach* 5729.

¹⁵⁷) *Likkutei Sichos*, vol. 4, p. 1299

¹⁵⁸) For the significance of this practice’s introduction specifically in the year 5666, see *Likkutei Sichos*, vol. 7, p. 277.

a *kebeizah* of matzah, drink four cups of wine (with one brachah of *borei pri hagafen* for all of them), and sing the *niggunim* of the Chabad Rebbeim.

THE WINE

The Rebbe issued various directives, dispersed across many *sichos*, regarding the four cups of wine at this meal. The following are only a partial collection of these directives:

An effort should be made to ensure that the wine distributed at the *Seudas Moshiach* should specifically belong to the Yeshivah administration. The four cups should not be drunk one after the other, and if it was done in this manner, you have not fulfilled the intention of these four cups; they should be separated by at least a *niggun*.

On another occasion, the Rebbe stated that these cups could be taken with or without gaps in between. Elsewhere the Rebbe directed that because “song is sung only over wine” (referring to the *Levi'im* chanting Tehillim in the *Beis Hamikdash* during the pouring of wine libations), therefore the drinking of the four cups must be accompanied with song—and it should certainly be a joyful song. The cups should be completely filled. After the four cups, a fifth may be added in order to say *l'chaim*. At the same time, care must be taken to avoid intoxication, by drinking only the majority of each cup, and similar acceptable measures.

IMMEDIATELY & UNEQUIVOCALLY

The Rebbe stated,¹⁵⁹ “In addition to the fact that all matters of Torah and *mitzvos* (our activities and Divine service) serve to hasten and bring the future Redemption, there is a special power in those activities that are more openly associated with Moshiach. Among such activities is the eating of *Seudas Moshiach* on *Acharon shel Pesach* and drinking the four cups of wine during that meal. Just as the four cups on the first nights of Pesach correspond to the Torah’s four expressions of redemption (the Exodus from Egypt), similarly, the four cups of *Seudas Moshiach* on *Acharon shel Pesach* are associated with future redemption. The fact that *Seudas Moshiach* includes the same number of cups as the first nights of Pesach alludes to the power that every Jew has to immediately proceed from the Redemption from Egypt (the four cups on the first nights of Pesach) to the Future Redemption (the four cups on the final day of Pesach)—meaning the Redemption in its literal sense, ‘below ten *tefachim!*’”

The footnote on the maamar records¹⁶⁰: “While reciting the above *maamar*, the Rebbe inserted the following as an independent directive: ‘Certainly, everyone will complete all four cups. Even those who are in doubt whether they drank the four cups with the intention that they are associated with the Redemption, they

159) *V'hecherim* 5749—*Sefer HaMaamarim Melukat*, vol. 3, pp. 128-129

160) *Ibid.*, fn. 20

will certainly make it up. After all, these four cups must be drunk in a manner of certainty and clarity. For, as mentioned, this hastens the Redemption.”

Also¹⁶¹: “By celebrating **Moshiach’s** meal even during the times of **Exile**, we thereby show that we Jews refuse to accept the state of exile. With this approach, we will very soon ‘burn down the walls of Exile,’ to paraphrase the (Friediker) Rebbe. Moshiach will be revealed and he will lead us upright to our Land!”

UNIQUELY JOYOUS

“This meal is associated with Moshiach. We must certainly be extremely joyful. At the present time, ‘it is forbidden for a person to fill his mouth with laughter,’ whereas regarding the Future it is stated, ‘Then our mouths will be filled with laughter.’ We also witnessed this conduct on the part of the (Friediker) Rebbe, who was especially joyful at this meal, more so than during the rest of Pesach, except for the *Sedarim*, during which he was especially joyful—because as stated in *Kisvei Ha’arizal*, we must be joyful at that time. In general, though, from the entire Pesach, the joy of *Acharon shel Pesach* was unique. Say *l’chaim!* Sing a happy *niggun!*”¹⁶²

DANCING WITH MOSHIACH

During the *farbrengen* on *Acharon shel Pesach* 5712 (as recorded in the *hanachah*), the Rebbe announced:

“The [Friediker] Rebbe was accustomed to dance ‘*Moshiach’s tantz*’ on *Acharon shel Pesach*. This phrase—‘*Moshiach’s tantz*’—could be explained in two ways: 1. It is a dance that is associated with, and creates a preparation for Moshiach. 2. It is a dance in which Moshiach personally participates.

“Now,” the Rebbe continued, “since the interpretation has been left up to us to decide, we will choose the explanation that is better for us, meaning, the second interpretation—that **Moshiach is already present and he is participating and dancing his dance together with us**. Therefore, sing a joyful *niggun* now—*Nye szuritzi chlopszi!* First sing the Alter Rebbe’s *niggun*, then sing *Nye szuritzi chlopszi*. (As is known, the [Friediker] Rebbe would sometimes first sing the Alter Rebbe’s *niggun* and then *Nye szuritzi chlopszi*, and sometimes *Nye szuritzi chlopszi* came first, followed by the Alter Rebbe’s *niggun*.) And with this *niggun* of *Nye szuritzi chlopszi*, let them dance *Moshiach’s tantz!*”

At that point in the *farbrengen*, the Rebbe instructed the *Chassidim* to sing “a lively *niggun*” by way of preparation for the Alter Rebbe’s *niggun*, and that the fourth stanza of the Alter Rebbe’s *niggun* be repeated eight times. He then announced:

“Now sing *Nye szuritzi chlopszi* with great joy, with dance—*Moshiach’s tantz!* In keeping with the two interpretations mentioned earlier, each person should picture to themselves that Moshiach, regarding whom it is stated, ‘*He shall be exalted and lifted up, and he shall be very high*’¹⁶³ higher even than *Adam Harishon*, even in his

161) *Likkutei Sichos*, vol. 7, p. 274

162) *Hanachah* of *Sichas Acharon shel Pesach* 5713

163) *Yeshayah* 52:13

exalted state before the sin, is dancing together with us. And at the same time, this dance is a prelude to, and is associated with Moshiach.” The *Chassidim* then sang *Nye szuritzi chlopszi*. The Rebbe motioned with his holy hand that each person should dance in his place. The Rebbe himself also danced in his place with intense joy.

ANOTHER NIGGUN

The Rebbe frequently mentions the custom of singing the *niggun* “Hop Kozak” on *Acharon shel Pesach*.

THE BRIDGE

“*Acharon shel Pesach* serves as a bridge between Pesach and the following ordinary days. It effectively joins the festival days to the ordinary ones, through eliciting and feeding all of the wondrous revelations and spiritual accomplishments of Pesach into the rest of the year that follows. Therefore, no one should feel sad or deflated that Pesach is drawing to a close, because it is not truly ending—its spirituality will be drawn across all of the coming year!”¹⁶⁴

“We find something extraordinary in the conduct of our Rebbeim: The overwhelming majority of *maamarim* recited on *Acharon shel Pesach* are stand-alone, unrelated to the *hemsheichim* (series of *maamarim*) being delivered at that period of time by each of the respective Rebbeim. We often find that the *maamarim* of the first days of Pesach, of *Shevi’i shel Pesach*, and even of the Shabbos immediately following Pesach, are all related in their themes. By contrast, the *maamarim* of *Acharon shel Pesach* are by and large independent. Furthermore, when the Rebbeim were accustomed to providing *maamarim* in written form following their oral delivery, they followed standard procedure regarding the *maamarim* of the first days of Pesach and *Shevi’i shel Pesach*, but the Rebbeim mostly declined to provide the *maamar* of *Acharon shel Pesach* in written form altogether. As a result, these *maamarim* have survived only in the personal records of individual *chassidim*. This is observable in all the printed books of *maamarim*. One possible reason for this is that the eighth day of Pesach is an independent, unique occasion, above and beyond the seven days that represent the seven-day cycle of the created order, and it is *shemini* (eighth), related to *shuman* (fats/richness), and so on. Consequently, this superiority is reflected in the Torah teachings of this day. In fact, the reverse is the case: the world was created through the Torah, so because the Torah of this date is truly unique, the actual date became equally superior. Therefore, its *maamarim* are independent, not necessarily a continuation of the themes discussed in the preceding or consequent segments of an ongoing series. Similarly, because its teachings are independent as a result of their superior, elevated nature, they cannot always be brought into the limitations of written words.”¹⁶⁵

164) *Sichas Acharon shel Pesach* 5744

165) *ibid.*

PAST NIGHTFALL

If the meal extends into the night after *Acharon shel Pesach*, beyond *tzeis hakochavim* (nightfall, see time below), it is permitted to eat *chametz* during his meal—despite the fact that Maariv has not yet been prayed, nor was any form of *Havdalah* recited. This is allowed because the prohibition against eating *chametz* during Pesach is not dependent on whether we recite *Havdalah*.¹⁶⁶

Nevertheless, in the *hanachah* of that same *sichah* where the Rebbe mentions this, the Rebbe is quoted as saying, “However, I did not want to mention this earlier, because I would thereby be invited to this (*farbrengen*), and I never saw our Rebbeim conducting themselves in this manner. Nevertheless, according to the halachah, we are permitted to eat as much *chametz* as the *seudah* of Shlomo, (and we may do so even) before reciting *Birchas Hamazon*—with joy and gladness of heart!”

The length of the meal is not significant (nor whether it turns *chametzdik* or not) and *ya’aleh veyavo*, with the mention of *Chag Hamatzos*, is recited. The exception to this is if Maariv, *krias shema* or *Havdalah* were said during the meal—in that case, the *bentching* is the regular weekday recitation.

Yom Tov ends at 8:16 pm.

It is permissible to use the *chametz* that was sold to a non-Jew for the duration of Pesach from the moment that Pesach has ended, without waiting at all. It is the longstanding custom of the Rabbanim of the Badatz to exit in the middle of the *farbrengen* in 770 in order to buy back the *chametz* from the non-Jew immediately upon the conclusion of the festival.

The Badatz has in the past issued an advisory that no one should photograph or digitally record in any way at all until after the congregation has prayed the Maariv service. May those who conduct themselves accordingly be blessed!

MAARIV & OMER

During Maariv, remember to recite *Morid hatal*, *Atah chonantanu*, and *v’sein brachah*. The *Amidah* is followed by *Kaddish Shalem*, the counting of the *omer* (eight days—one week and one day), and *Aleinu*.

Havdalah: The regular text of *Havdalah* is recited. But without the blessings on the spices and the flame.

FRIDAY, NISSAN 23—ISRU CHAG PESACH, 8 DAYS OF THE OMER

The latest time for reciting the morning *Shema* is 9:35 am.

Law of Redemption: Cleaning Up

¹⁶⁶ This concept is explained in *Likkutei Sichos*, vol. 22, p. 36, based on *Sichas Acharon shel Pesach* 5727 and other talks.

Once the festival has concluded, the utensils and equipment of the *Beis Hamikdash* are removed from their places and immersed. This is done to purify the Courtyard from the ritual impurity of those ignorant of the laws of ritual purity who came in contact with the equipment during the festival.

BRACHAH ON TREES

Reminder: If you have not yet recited the blessing on blooming fruit trees this month, should remember to do so before the end of the month. The blessing is:

בְּרוּךְ אַתָּה ה' אֱלֹהֵינוּ מֶלֶךְ הָעוֹלָם שְׁלֵא חָסַר בְּעוֹלָמוֹ כְּלוּם וּבְרָא בּוֹ בְרִיּוֹת טוֹבוֹת וְאֵיִלּוּת טוֹבוֹת לְיַהֲנוֹת בָּהֶם בְּנֵי אָדָם.

BUYING CHAMETZ

It is forbidden for any Jew to derive benefit from absolute—grain-based—*chametz* that belonged to a Jew and that remained the property of the Jew during part or all of Pesach. This is a penalty imposed by *Chazal* for having kept *chametz* during Pesach, thereby transgressing the Torah's prohibitions against owning and seeing *chametz* in anyone's possession during Pesach. Chazal extended their absolute ban on such *chametz* even to a case where the owner was a victim of circumstance and was unable to destroy or remove their *chametz*, or even where they were altogether unaware of its existence.

Beware of stores owned by Jews who unfortunately didn't sell their *chametz*!

By contrast, *chametz* that was owned by a non-Jew during Pesach may be used and even eaten.

There are many products sold in the Jewish supermarkets that are labeled "*Gebaken noch Pesach*" (Baked after Pesach), and some labels even state that it was baked from flour which was ground after Pesach. The reason for these labels is that some people are careful not to sell absolute *chametz* for the duration of Pesach, and therefore they also do not wish to buy such *chametz* after Pesach from a vendor who had sold it. However, the reality is that selling absolute *chametz* for the duration of Pesach poses no real halachic problem, and there certainly is absolutely nothing wrong with buying products that were baked before Pesach, as long as they were sold in the proper halachic manner.

In many cases, anyway, it is possible that despite assurances otherwise these items were actually baked before Pesach, and if indeed they were baked after Pesach, very often the dough had been prepared well before Pesach and only baked after Pesach, which does not make much difference from a halachic standpoint. In most cases, the flour was ground before Pesach—and flour is very often absolute *chametz*; even if the flour was ground after Pesach and the dough prepared after

Pesach, the baked products almost always contain added gluten, bread improvers, and many other additives which are all absolute *chametz* and were in possession of the bakery before Pesach. Of course, since the whole “Baked after Pesach” concept is not rooted in halachah, there is no need to be concerned about the flour or additives. It should also be pointed out that many vendors sell the “Baked after Pesach” products immediately after Pesach and leave the pre-Pesach products for subsequent weeks.

ISRU CHAG PRACTICES

The day following a festival is referred to as “Isru Chag”. This name is derived from the verse, *Isru chag ba'avosim ad karnos hamizbe'ach* (“Bind the festival offering with cords until you bring it to the horns of the altar”).¹⁶⁷ Taken literally, the phrase *isru chag* means to bind the festival itself, which *Chazal* explain as connecting (binding) the day following the festival with the actual festival, meaning, to celebrate in honor of the festival that has just ended. This celebration, *Chazal* further explain, takes the form of feasting, as alluded to in the alternative meaning of *ba'avosim*—with fattened cattle. The verse’s final phrase, “to the horns of the altar,” allude to the fact that whoever celebrates by eating and drinking a little more than usual on the day after the festival, and treats it as a mini-festival in honor of the departed festival, is considered having built an altar and offered an actual sacrifice to Hashem.

It is customary to eat and drink a little more than usual and to avoid fasting altogether. Even a bride and groom on the day of their wedding, and even someone who marks the anniversary of his parent’s passing, is prohibited from fasting. This is only a custom, because according to the strict law, fasting is indeed permitted on Isru Chag Pesach. Nevertheless, withholding from fasting in honor of Isru Chag brings blessing.

YIZKOR PLEDGES

Someone who pledged to give *tzedakah* during *Yizkor* should not delay in fulfilling his pledge.¹⁶⁸

KINUS TORAH

In a farbrengen on the second day of Shavuos, the Rebbe said:¹⁶⁹

“The custom has been established over a number of years and in numerous locations to arrange a *Kinus Torah* following and in close proximity to all of the three major festivals (Pesach, Shavuos, and Sukkos)... We should strive to publicize this custom wherever it has not yet been implemented, so that the people of those

¹⁶⁷) Tehillim 118

¹⁶⁸) The *Baal Terumas Hadeshen* would not eat breakfast until his *Yizkor* pledge was sent to the *tzedakah* collector.

¹⁶⁹) Second Farbrengen 5749—*Hisvadyos* p. 294

locations will likewise arrange a *Kinus Torah* in continuation of, and in proximity to, the festivals - i.e., on the day of Isru Chag. They should consider the local conditions and hold the *kinus* during subsequent days instead, if doing so will allow for a larger attendance."

Rabbi Yeshayahu Hertzfel relates: In the year 5726, I stood outside the entrance to 770 together with my father-in-law *Harav* Yaakov Friedman while a *Kinus Torah* was underway on Isru Chag Shavuos. The Rebbe approached us and asked, "Why are you standing outside the *Kinus Torah*?" We attempted to respond that we were dealing with a very important matter—details that were needed for my imminent wedding. But he paid no attention to our response, and again demanded, "Is it not in the middle of Torah?! For wedding-related matters, you can steal some of your sleep time!" From that moment on, I felt deeply taken by the importance of participating in these *kinusim*, even if it involves some difficulty. When I related this episode during the *Kinus Torah* following Shavuos, *Harav Hagaon* Rabbi Mentlik was extremely pleased. He exclaimed, "Why did you leave such an important matter like this until the end of the *kinus*?"

When the day following Yom Tov coincides with *erev Shabbos*, the *Kinus* should begin on Friday and continue on Sunday to facilitate greater participation, even from distant locations. (On *erev Shabbos* not everyone is able to come and participate in a *Kinus Torah* lest they lose out in their work and accomplishments for Shabbos). If the duration of the *kinus* could be extended beyond Sunday, then all the better...!

SHABBOS PREPARATIONS

Shlisel Challah: See the footnote for sources regarding the custom of baking *shlisel challah* today.¹⁷⁰ For those who create special designs on these *challo*s, bear in mind that there are more stringent halachic opinions that proscribe cutting or biting into an image on a baked item, even one engraved in the dough itself, on Shabbos. In such a case, it would be better to break up the form only once it is in your mouth. An entire challah formed into a shape, however, does not pose an issue.¹⁷¹

It is a mitzvah for each person to check their pockets close to the onset of Shabbos to avoid carrying on Shabbos. This is especially true being that you wore these on Yom Tov and items may have been carried during Yom Tov.

Candle lighting is at 7:15 pm, at 18 minutes before sunset. Recite the regular blessing (*lehadlik ner shel shabbos kodesh*). If you accidentally did not recite the appropriate brachah, see the chart at the end of the booklet.

If at some point during Yom Tov a woman forgot to light candles, she must light an additional candle over the amount she normally lights every Yom Tov in the

¹⁷⁰) See [#14282](http://www.asktherav.com)

¹⁷¹) See [#594 & #13115](http://www.asktherav.com)

future. However, she need not light an extra Shabbos candle weekly.¹⁷²

SHABBOS PARSHAS SHEMINI, NISSAN 24—SHABBOS MEVORCHIM IYAR, 9 DAYS OF THE OMER

Early Shabbos morning, the entire book of Tehillim is read.

The latest time for reciting the morning *Shema* is **9:34 am**.

TEFILOS & FARBRENGEN

Today's Haftorah is *Vayosefod Dovid* until the words *Vayelech kol ish l'beiso*.

In the Alter Rebbe's *Shulchan Aruch* it states that those who are accustomed to fasting *BaHaB* (a practice of a series of Monday-Thursday-Monday fasts following a festival for those who are concerned about their spiritual wellbeing after extra indulgence throughout Yom Tov) should not proclaim the fasts on Shabbos while it is still Nissan, but wait for the following week in the month of Iyar.

After the reading of the Torah, the blessing over the coming month of Iyar is recited. This month, the *molad* will occur on Thursday afternoon, at 2:08 pm, and 13/18 of a minute.

Rosh Chodesh Iyar will be on Friday and Shabbos. During blessing of the new month, we say: *Rosh Chodesh Iyar, b'yom hashishi u'byom hashabbos kodesh...*

Av harachamim is not recited before Musaf.

Today is a day to *farbreng*.

Tzidkasecha tzedek is not recited during Minchah.

PIRKEI AVOS

Following Minchah, the first chapter of Pirkei Avos is said, preceding the perek with the Mishnah of *Kol Yisrael* and concluding with *Rabbi Chananya ben Akashya*. This is the start of a practice of reciting another perek each week, until Shavuos.

Shabbos ends at 8:18.

NO TACHANUN

For the duration of the month of Nissan, we do not say *Tachanun*. On Shabbos, we likewise do not recite *Av Harachamim* in Musaf nor *Tzidkascha* in Minchah.

On these days when *Tachanun* is not said, we omit *Lamnatzeach* (Chapter 20 of Tehillim) from davening. Instead, we precede the daily Tehillim with its recitation.

¹⁷² See [#1381](http://www.asktherav.com) for a discussion regarding the different sides brought relating to this situation and all the sources.

FASTING

We avoid fasting for the entire month—even as an individual *tikkun*, also *erev Rosh Chodesh* (Iyar) for those who do so as their usual custom, or even for a *yahrtzeit*.

SEFIRAH

It is customary to refrain from holding weddings, hearing music, and taking haircuts between Pesach and Shavuot. We also do not recite the *Shehechyanu* blessing on new fruit or clothes, except on Shabbos and Lag B’omer.¹⁷³ This is a period of mourning for the twenty-four thousand students of Rabbi Akiva who perished at this time of the year. It is permissible to arrange engagements, including engagement parties, provided they do not include dancing. Needless to say, it is forbidden to hold events that include dancing and merriment for lesser reasons. Friends may hold joyful gatherings, provided they do not involve dancing and extreme joy.

A HEALTHY SUMMER

The Rebbe stated¹⁷⁴ that “the (Friediker) Rebbe was accustomed to bless people with *ah gezunten zummer* (“Have a healthy summer”) at this time of year. In earlier years, he used to precede this blessing with a statement that ‘in Poland, they are accustomed to give a blessing for a healthy summer.’ In later years, he no longer offered an introduction or excuse. Rather, he would issue a straightforward blessing, ‘Have a healthy summer!’ We should add that he did not intend merely material blessing, but also spiritual blessing. To explain: It is common practice—among Jews as well—to devote the summer months to the health of the body. Now, seeing that as Rambam states as halachah, “maintaining a whole and healthy body is included in the ways in which we serve Hashem,” it is clear that taking care of the body’s health during the summer months must be accomplished in a manner that also advances one’s spiritual affairs. Have a healthy summer, physically and spiritually!”

**WE WISH OUR READERS AND THE ENTIRE CROWN HEIGHTS
COMMUNITY, AMONG THE ENTIRE COMMUNITY OF ANASH
WORLDWIDE, AND ALL OUR FELLOW JEWS, A KOSHER AND HAPPY
PESACH, A HEALTHY SUMMER, AND ABOVE ALL, THE IMMEDIATE
REVELATION OF THE TRUE AND COMPLETE REDEMPTION!**

¹⁷³) In other communities, it varies which new items are included in this practice.

¹⁷⁴) As recorded in the *hanachah* to *Sichas Shabbos Parshas Acharei* 5711

THE HOWS AND WHYS OF SELLING CHAMETZ

Q: What is the basis for selling *chametz*?

A: The Torah forbids the possession of *chametz* during the festival of Pesach and instructs us to destroy our *chametz* on *erev Pesach*. *Chametz* that remains in a Jew's property over Pesach becomes *assur b'hana'ah* (prohibited for any benefit) even once Pesach has passed, whether the *chametz* remained in their possession on purpose or through oversight. Hiding the *chametz* from sight does not help in this respect.

Anyone who owns a large amount of *chametz* and wishes to avoid incurring the financial loss that its destruction would invite is permitted to sell it to a non-Jew.

It is insufficient to merely sell the *chametz* to a non-Jew; you must also rent the location of the *chametz* to the non-Jew. Only once you have taken both steps are you permitted to leave the *chametz* in your home without violating the prohibitions of *bal yeira'eh* and *bal yimatze'h*—because the *chametz* now belongs to a non-Jew and is located in the area he is renting.

Q: How long has the custom of selling *chametz* existed?

A: The concept of selling *chametz* to a non-Jew as a means of avoiding ownership of *chametz* during Pesach appears in a Mishnah at the beginning of the second chapter of Tractate Pesachim. The Tosefta mentions the theoretical option of buying the *chametz* back from the non-Jew after Pesach. During the era of the early *poskim*, a recommendation was made regarding such a sale. In subsequent times, selling the *chametz* was presented as a practical course of action, and was included as such in the Shulchan Aruch. Eventually, the custom became dominant throughout Jewry.

Q: Why is it necessary to have a Rav arrange the sale?

A: There are multiple laws involved in making such a sale. It is therefore customary to sign an authorization form designating a Rav familiar with these laws as our emissary to execute the transaction on our behalf in full accordance with halachah.

According to the view of the Alter Rebbe (in his *Seder Mechiras Chametz*), if the transaction does not comply with all of the halachic requirements, the owner of the *chametz* will have transgressed *bal yeira'eh* and *bal yimatze'h mid'Oraisa* (as prohibited by the Torah). The Alter Rebbe adds specific requirements to the standard methods of transaction. Some of these details are significant enough that otherwise the entire sale might be rendered invalid. The most obvious example is the requirement of an *areiv kablán*, a third-party guarantor to the sale. Accordingly, it is crucial for the sale to be conducted by a Rav.

Q: What exactly should I do?

A: Fill in the authorization form that is supplied by the Rabbonim, specifying the addresses in which *chametz* is to be found. Then, a *kinyan sudar* is performed with the

Rav (by lifting an item belonging to the Rav). It is important to inform the Rav if you are planning to travel elsewhere for Pesach, so accommodation can be made according to any time difference between your destination and the Rav. It is a custom to pay the Rav for his efforts in this sale.

Q: What does the authorization note include?

A: The authorization note is a form that authorizes the Rav to sell your *chametz* and to rent out the location in which the *chametz* is found, in the manner he deems appropriate. On the form, specify all the addresses in which your *chametz* will be found. In addition to the form, it is best to make a *kinyan sudar* with the Rav.

Q: What is a *kinyan sudar*?

A: According to halachah, it is insufficient to conduct any transaction in which an item is transferred from one person's ownership to another's based on a verbal agreement alone. An act of acquisition is essential. This is because the present owner must have sincerely resolved to transfer ownership of the item to the other person. The person acquiring the item can then rely on the sincerity of the decision. In order to be certain that the owner truly resolved to make the transaction, an act of acquisition such as a *kinyan sudar* is performed as follows:

The person acquiring the item hands something of his own to the original owner. Common practice calls for the witnesses to a transaction to offer such an object for this purpose. The owner then raises the object he was handed, thereby making the transaction effective.

When we authorize a Rav to sell our *chametz*, we do not technically require a *kinyan sudar*. That is because the Rav is not purchasing our *chametz*; he is merely acting as our agent to sell it to a non-Jew. We are nevertheless accustomed to performing such an act through raising a garment, or another object belonging to the Rav, in order to confirm that our request that he act on our behalf is made in earnest.

Q: Is it necessary to read the entire form?

A: It is preferable, although not essential. It is certainly not desirable to make the authorization unthinkingly, out of habit. Rather, it is important to realize that you are truly and completely selling your *chametz* in a binding sale. For that reason, if you failed to read the document, but are nevertheless familiar with its purpose and truly intend to make the sale, the sale is valid.

Q: Until when can *chametz* be sold?

A: Once the time of *biur chametz* has passed, any *chametz* that we still own becomes *assur b'hana'ah*. At that point, it is no longer possible to sell any *chametz*. It is therefore highly inadvisable to wait until the last moments before the *biur chametz* deadline to authorize your sale. It is advised to come to the office of the Badatz **at the earliest opportunity** to sell your *chametz*.

Although the office of the Badatz is open for selling the *chametz* until **Thursday**

night, Nisan 14, at 1:00 am, it is strongly advisable to take care of your *chametz* in the preceding days.

Q: Which comes first, filling in the form or making the *kinyan sudar*?

A: There is no preference--either sequence is fine.

Q: Should I hand my keys to the Rav?

A: No. In *Igros Kodesh*, the Rebbe writes that in recent times and in many locations, even individuals most scrupulous in their observance of mitzvot do not follow the custom of handing a key to the Rav when selling their *chametz*.

Q: Do I need to specify every place in my home where *chametz* will be locked away?

A: It is necessary to specify each address that is included in your sale such as homes, offices, cars, vacation homes, off-site storage rooms, and lockers in shul. Likewise, include any change in residence for Pesach, if you intend to travel and bring *chametz* there before the *zman* and want it included in the sale. In the form, also add "...and wherever the *chametz* may be found." Be sure to record the exact address of each location, including apartment number, where applicable. However, you do not need to specify each closet within your home, office, and the like. This is because the authorization form states clearly that the sale will include all the *chametz* that is placed in "designated places" within the addresses listed.

Remember not to move the *chametz* to an address not recorded on the form once it has been itemized.

Q: In addition to recording the name of the person selling the *chametz* as well as the appropriate addresses, what else must I do?

A: You need to securely close off or lock away all *chametz* that remains on your properties and will be sold to a non-Jew, and clearly mark those locations (e.g., tie or tape the doors closed). There are a number of reasons for this— among them, the need to clarify what exactly is included in the sale, and to prevent us from accidentally accessing these locations during Pesach.

All areas which are certain to contain real *chametz* must be sectioned-off with a secure *mechitza* that is 10 *tefachim* (around three feet) high. If the *chametz* is stored in a normal kitchen unit with doors, it is sufficient to close the doors and mark it clearly.

Q: Is there any form of *ha'aramah* (evasion) involved in this sale?

A: No. According to the Alter Rebbe the sale is absolute in every sense, to the extent that it is a valid remedy to avoid the stringent biblical prohibitions of *bal yeira'eh* and *bal yimatze*. The Tzemach Tzedek adds that the Alter Rebbe's requirement for an *areiv kablan*, third-party guarantor, dispels any concern of *ha'aramah*.

Q: Can we include real *chametz* in the sale?

A: According to the Alter Rebbe the sale is a totally valid sale (not simply *ha'aramah*)

and there is therefore no reason not to include actual *chametz* in the sale. The Chabad Rebbeim personally followed this practice.

Q: If I verbally nullify any *chametz* that remains in my possession on *erev Pesach*, must I also sell it to a non-Jew?

A: *Chazal* insisted that verbally declaring all *chametz* nullified is insufficient. We must actively search for any *chametz*, remove it from our property and destroy it. If there is particular *chametz* that we wish to retain, we can sell that *chametz* to a non-Jew. However, this *chametz* is **not** included in our verbal declaration of nullification because we intend to buy it back from the non-Jew after Pesach.

Q: What is the source of the custom to pay the Rav for arranging the sale?

A: The practice is ancient and is reported in *Sdei Chemed* and similar sources. In addition to the obvious reasons such as the actual efforts expended and the need to cover the costs involved in the sale, it is also a means of paying the Rav for serving the community throughout the year. Halachic sources also discuss halachic reasons for this practice that strengthen the validity of the sale.

Q: Can I sell *chametz* through any Rav I like?

A: Rabbinic responsa discuss at great length the concept of encroaching on the rabbinic jurisdiction of a community rabbi. This is upheld by many contemporary authorities such as *Sha'alos u'Teshuvos Sha'arei Ezra*, who specifically forbids selling *chametz* through someone who has not been designated for this purpose by the Badatz.

Q: If I sign an authorization form at the offices of the Badatz a few days before Pesach, and then purchase additional *chametz*, is the new *chametz* included in the sale?

A: According to the Tzemach Tzedek, yes, it is included in the sale. The authorization form includes an additional clause, in accordance with the suggestion of the Tzemach Tzedek (as an "extra measure") that the Rav is authorized to perform a *zechus* for us and include in the sale any *chametz* that may enter our possession up until *erev Pesach*, and this year - the day before.

Q: Can I still access an area that was designated as sold to a non-Jew after the time of *biur chametz* has passed?

A: While processing the transaction with the non-Jew, the Rabbonim come to an agreement with him whereby he good-naturedly allows the sellers to temporarily access those places that are being sold to him **in cases of necessity**. If you do access these locations during Pesach, be careful to avoid touching any *chametz* and avoid remaining there for any length of time.

If you intend to spend Pesach in the home in which your *chametz* is sold, or if you are travelling elsewhere but are leaving guests in your home during Pesach, do not include the rooms that will be used over Pesach in the sale of *chametz* --because no one may live in the rooms that have been sold as *chametz* to a non-Jew.

Q: If I sell my *chametzdige* utensils to a non-Jew, must I immerse them in a *mikveh* after Pesach like I would when purchasing utensils from a non-Jew?

A: In *Likkutei Sichos*, the Rebbe explains at length that this is unnecessary; although the non-Jew is technically authorized to make use of the utensils during Pesach, this is highly unlikely to ever occur.

Q: Is there anything else I must do in addition to selling personal *chametz*?

A: Yes. In *Igros Kodesh*, the Rebbe writes that it is a mitzvah to encourage neighbors and business owners to sell their *chametz* as well, in order to avoid the strict prohibitions of owning *chametz* on Pesach. There is an added benefit in doing so, since it acts as a much-needed reminder to many Jews about the general prohibition of *chametz* and of the customs and traditions of their ancestors.

Q: Do I need to search for *chametz* in those areas that will be sold to a non-Jew?

A: No, common practice is not to search these areas. (The Tzemach Tzedek explains this at length in his halachic correspondence with the *Divrei Nechemiah*.)

Q: Can I simply sell my entire house to a non-Jew and thereby free myself from the obligation to search for *chametz*?

A: No. Each *chametz*-owning individual has an obligation to conduct a search. The best practice is that even a guest in another's home should place some personal *chametz* in their room at the time of *bedikas chametz*, providing an opportunity to conduct their own search. (According to the strict letter of the law, however, it is acceptable if the host searches for *chametz* on a guest's behalf). Some suggest that a guest should purchase the room in which he is staying from his host (using a purchase method that is halachically valid). However, it is still advisable to listen to the host recite the blessing over the search that he conducts prior to the guest conducting the search in their rooms. It is also advisable that even if you plan to travel for Pesach, (and you are leaving home less than thirty days before Pesach), to clean at least one area in your home and conduct a search there, without a blessing, before departing.

Only someone who does not possess any *chametz* at all is exempt from the search.

Q: Is there any type of *chametz* that I can't sell?

A: 1. You may sell *chametz* located in the trunk of your car, even though it does not have an address, provided that you simultaneously sell *chametz* located within your home. In such a case, specify the details regarding the vehicle, such as its parking spot and license plate number in the Sale of *Chametz* authorization form. If possible, it is preferable that the entire car be leased to the non-Jew, and hence the car cannot be driven around on Chol Hamoed (even if was properly searched and found to be clean from *chametz*). Nonetheless, according to the strict letter of the law, you need not be concerned about this. Still, ensure that the trunk is locked, and the key is securely stored away.

Needless to say, if you find it difficult to entirely rid your car of *chametz*, you cannot simply include the entire car in the sale and then ride in it during Pesach.

2. As mentioned above, if you are certain there is absolute *chametz* in a particular location, it is not sufficient to sell the *chametz* there and mark the location with tape; the area needs to be sectioned off with a proper *mechitza* of 10 *tefachim*. In an area where a proper *mechitza* cannot be arranged, you cannot sell the *chametz* located there; rather, dispose of the *chametz* properly.

3. Halachic authorities debate whether we can sell crumbs of *chametz* that are worth less than a *perutah*. True, the text of the sale includes a clause stating that the sale includes *chametz* that "is not subject to sale and will never be bought by anyone." Nevertheless, this clause does not indicate that the sale extends to *only* this form of *chametz*. Therefore, if you have no *chametzdig* utensils or other forms of *chametz* that are worth at least a *perutah*, and merely wish to evade cleaning the house of crumbs, you cannot rely on the sale. You must conduct an adequate search to rid your homes of all *chametz*, in accordance with *halachah*, on the eve of the fourteenth of Nissan.

4. If you are aware that you own *chametz* that is currently in transit--it has been deposited with movers, on a boat or airplane, at a port, or in the mail--this must be specified in your authorization form. Even if you report this in the form, the sale will be valid only if you simultaneously sell additional *chametz* that is in your home. If the moving or mail company happens to belong to a Jew, consult your Rav for specific instructions.

5. If you own animals that require to be fed *chametz* on Pesach, you cannot rely on the standard authorization form, and you need to consult your Rav.

6. If members of your household own *chametz* that is their personal property, they should sell it separately and not rely on the sale conducted by the head of the household.

7. As Chabad Chassidim, we are accustomed not to sell food or beverages that were received from the Rebbe, but to eat or drink them in their entirety before Pesach. This practice is explained at length in *Likkutei Sichos*.

8. Some contemporary poskim argue that challah dough which was separated for the mitzvah of *hafrashas challah* cannot be sold and should be destroyed.

9. Due to time-zone limitations, if you intend to travel for Pesach to a location where Pesach begins earlier than it does in your present location--for example, if you travel from the USA to Eretz Yisrael or Europe--you must inform the Rav before selling your *chametz*. This is because at the time that the prohibition will affect you on *erev Pesach*, the sale of *chametz* will not yet have been conducted here, in the offices of the Badatz. This year, due to popular request, the Badatz has prepared a special authorization form for those who are traveling overseas and will be in an earlier time zone for Pesach. By completing this form, the Badatz can ensure that your *chametz* will be sold earlier than usual to correspond with the time difference in your location on *erev Pesach*.

Q: When on *motzaei Pesach* can I begin using the *chametz* I sold?

A: You can make use of the *chametz* that was sold immediately after Pesach has ended. It has always been the custom of the Rabbonim of the Badatz to leave during the Rebbe's

farbrengen towards the end of Pesach to buy back the *chametz* from the non-Jew as soon as Pesach has ended.

Q: Where can we study more about the laws and customs of selling *chametz*?

A: *Shulchan Aruch Admor Ha-Zaken*, 448; *Seder Mechiras Chametz* that appears in *Siddur Admor HaZaken* and in the commentary *Sha'ar HaKolel* (authored by HaRav Lavut, the Rebbe's grandfather); *Piskei Dinim of the Tzemach Tzedek*, 448; *HaMo'adim B'Halachah*, authored by Rabbi Zevin; and in numerous contemporary halachic compilations.

KASHERING MADE SIMPLE

Overview¹

All items listed in the table that follows can be kashered (or not) by one of the six methods detailed below.

#1: הגעלה² (Boiling) Immersing an item in a pot of bubbling hot water while it is on a source of heat. The item cannot have been used for 24 hours in advance for hot food. And must be clean from substantial dirt and rust³. For more detail, see below: Additional Details on הגעלה.

#2 ליבון קל (Light Burning) Heat the item to the point that straw on the other side of the heat contact would burn. In some cases, it's sufficient if the other side is hot to the extent that one's hand would naturally recoil.

#3: ליבון גמור (Burning) Heat the item to the point that it is red hot, most commonly done with a blow torch.

#4: עירוי ואבן מלוּבן (Pouring and Heated Stone) Pour hot water from a kli rishon (water still within the original source of heat)⁴ over the surface of the⁵ item⁶ whilst passing a white-hot stone⁷ or a hot iron⁸ over the surface.⁹

#5: עירוי (Pouring) Pour boiling water from a pot or kettle over the surface of the item.

#6: Cannot be Kashered

For more information, see www.asktherav.com

The following only applies to kashering for pesach, not when kashering from other issurim.

It is best for a halachically versed person to kasher items because of the nuances.

1. All items should be clean from visible dirt before kashering. With ליבון גמור pre cleaning is not necessary but basic cleaning is advisable.

2. Where הגעלה is sufficient, one can also substitute with ליבון קל and heat the item to the point that both sides of the item are hot to the extent that one's hand would naturally recoil.

This doesn't apply where there is rust or dirt or any concern for actual chometz substance. In this case, ליבון קל must be performed specifically as described in #2.

3. Any non cleanable parts require ליבון קל.

4. Practically, it's most convenient to do this with an electric cordless kettle.

5. Make sure it pours in a direct flow without interruption before touching the surface of the item being kashered.

6. The surface must be dry.

7. Use tongs, long sleeves, non-loose clothing and closed shoes.

8. Be mindful of the dangers of using a plugged in iron for such a thing.

9. It is customary not to use the pot that was used for the kashering on Pesach without kashering it itself afterwards.

ITEM		KASHERING METHOD. <i>Refer to the table above for the indication of the kashering method each number represents.</i>
KITCHEN UTENSILS	Alcohol Vessels - long term containers	1 only if washed and scoured to remove taste and smell
	Cooking pots, frying pans, lids and cooking utensils (for moist/oily/greasy foods)	1
	Cutlery	1
	Earthenware such as ceramic, porcelain, china and glass	6
	Enamelware	6
	Hard to clean items and items with crevices	6
	Items damaged easily by heat (glued handles, boneware, etc)	6
	Knives from one solid piece	1¹⁰
	Knives with screws or glue	6
	Metal ware	1
	Plasticware, rubberware, and other synthetic materials	6¹¹
	Roasting pans and lids (for foods with little moisture)	3
	Stoneware	6
	Stone Slabs (such as marble and granite countertops)	2
	Teflon	6
	Wood - Undyed/uncolored	1
Wood - Dyed/colored	6¹²	

SINK	Enamel sink	4 three times and must put in a sink insert afterwards.
	Faucet	1 if removable, if not possible 5
	Faucet handles	5
	Porcelain and clay sinks	6 ¹³
	Metal Sink	2 or 4
	Spout strainer	6
GAS AND ELECTRIC STOVE¹⁴	Burner plates	2
	Burners	2 ¹⁵
	Electric stove	3 ¹⁶
	Enamel stove top	6 ¹⁷
	Glass stove top	6
	Grates	3 Turn on fire and place blech on top when kashering
	Knobs	6 ¹⁸
	Metal stove top	2 or 4

10. It's preferable to buy new knives.

Many poskim mention this about all dishes, that it's preferable to buy new ones, instead of kashering.

11. In cases of need, there are grounds for leniency.

12. Wooden dishes with cracks or holes should be smoothed first with sandpaper.

13. Requires sink insert

14. If doing **ליבון גמור** on grates, can turn on fire for a while and cover entire top with blech, and then everything is kashered in one step

15. Clean them well, especially the holes the fire comes out from. Replace and leave burning for an hour.

16. Leave on the highest heat level until the element becomes red.

17. Clean well and cover with special cover for Pesach.

OVEN	Oven (including continuous cleaning ovens)	6 see footnote 19 for options
	Self-Cleaning oven	See footnote 20
APPLIANCES	Dishwasher	6
	Keurig	6
	Microwave	6
	Shabbos hotplate	See footnote 21
	Shabbos blech	3 ²²
	Urn	See footnote 23

18. Remove them and clean them well, and then cover with silver foil or such.

19. Best not to use a Chametz oven on Pesach. If that isn't an option, clean it well with an oven cleaner to disqualify the Chametz that can be seen by the naked eye, leave it on the highest heat level for two hours, and insert a tin crate that is closed from all sides to place the food within or double wrap all the food.

20. If the temperature of the self cleaning cycle reaches 900 fahrenheit, run the oven on self clean on the highest heat for as long as the cycle runs. The door should be covered with thick silver foil. (A continuous cleaning oven is treated Halachically as a normal oven. Some new self cleaning ovens use Aqualift technology that cleans at low heat; they should be considered like non-self-cleaning ovens.)²¹ If possible, one is to purchase a new electric hot plate for Pesach. If needed, clean the entire hot plate, cord, sides, and bottom with bleach etc. After 24 hours, turn the hot plate onto its hottest setting for an hour, and then pour boiling water over it. One is to then cover the hot plate with a thick piece of tin foil. For extra care, one can place a second sheet of tin foil or aluminum pan on the hot plate.

22. This can be done but putting it over the fire for about 20 minutes.

23. An urn used all year round may not be used for Pesach without kashering, in each of the following cases:

- if it is small enough to be brought to the table,
- if it is used to heat other beverages, if one ever warmed challah or other food on top of it for Shabbos,
- if one cleaned it with vinegar (to remove calcium buildup),
- if it's washed with chametz dishes,
- if it was placed down while hot onto chametz,
- if one has poured hot water from the urn onto chametz (e.g. instant noodles or a Chametz soup mix), or
- if one has poured the leftover hot water into a chametzdik sink.

If one is certain that none of the above took place with the urn, it is not required to be kashered. Practically, however, it is difficult to ascertain this.

If the urn is plastic, it should not be used, as plastic is customarily not kashered. If it's stainless steel, or even if it's plastic but this a case of need, do as follows:

- Remove the hardened calcium from the urn before Kashering.
- The lid should be kashered with הגעילה.
- Fill the urn itself with water and turn it on. When the water reaches the highest temperature, the cover should be removed. Then throw

HOW TO PREPARE COMMON KITCHEN ITEMS FOR PESACH		
Bread bin that contains hot Chametz	4. If you aren't sure all the crumbs are removed, sell it.	
Cabinets that contain dishes or food at room temperature	Clean well from all visible Chametz, reaching all corners, and line it.	
Chairs and Benches	Scrub and clean the chairs.	
Fridge and Freezer	Clean well, including the shelves, drawers, and the rubber that lines the door. Wipe them with a wet cloth. Remove the ice from the freezer before cleaning. It is customary to line the shelves and drawers.	
High Chair	Clean and wipe down well. Line the tray with plastic wrap/saran wrap/cling film to stay for the entire Pesach.	
Table and countertops²⁴	Formica that's used for hot dishes	Must be covered. As an added stringency, 5.
	Wood, stainless steel, stone (granite, quartz)	4 ²⁵ Some are stringent not to rely on kashering for quartz, especially for pesach. Therefore, it's necessary to cover it.
	A table with no pots placed on it and always covered with a tablecloth when eaten upon	Clean well and cover.

into the boiling water an אבן מליבן [red hot stone or slab of metal] such that the water overflows the top. Run a blowtorch over the edge on top.

24. Since pouring water might ruin the cabinets beneath the counters, it is recommended to place a towel over the cabinet doors to protect them.

25. It's sufficient to pass a blow torch over the counter to the extent that the other side gets hot enough that one's hand would naturally recoil. The common custom is to also cover the counters and tables after kashering. One should also cover the wall above the counter to the height where the pots reach when placed on the counter.

ADDITIONAL DETAILS ON הגעלה

Preparing an item for הגעלה

Clean all cracks and crevices well from dirt or rust²⁶ and dry well. Discoloration or burn stains are okay.

Any non-cleanable parts require קל ליבון as well. If one didn't do so in advance, it can be done post הגעלה.

Screws, company imprints and the area around handles need extra attention. Clean well or do קל ליבון.

Do not use items to be kashered or the kashering pot with hot food for 24 hours in advance.

Preparing a Chametzdik pot to be used for kashering

Bring a full pot of water to boil. Submerge a white-hot stone so that the pot overflows and becomes kashered.

Empty and rinse with cold water.

Fill with boiling water again and use this water to kasher the items.

Process

When submerging an item in the boiling water, it must be bubbling. Wait in between each item so that the bubbles return.

Item should be submerged entirely but doesn't need to reach the depth of the pot.

Leave it in for a moment so the water can draw out the Chametz but not for too long. Remove when water is still bubbling.

Wash with cold water immediately.

Items too large to be kashered in one immersion

One can do it in two parts and try as much as possible that the same section

shouldn't be submerged twice.

If any parts don't manage to enter the hot water, one can do קל ליבון on those parts.

Pointers:

- It is best not to kasher items that absorb chametz on different levels together, such as an item used only for cold chametz and an item used on the fire for chametz.
- The entire item needs to be in contact with the hot water. If using tongs, make sure to release them and grasp the item at a different part at some point during the immersion. Best to place the item in a basket or such rather than kashering the item part by part with tongs.
- Don't pack the basket with many items. They shouldn't be touching so that they all come in full contact with the water.
- If the item holds liquid, submerge it on its side so that no air pockets are formed.
- The water must be pure water.
- If the water has been reused many times, replace.
- If one wants to use the items used for kashering for Pesach and the water it held wasn't sixty times more than the item it kashered, it needs הלעגה. There is no need to empty the water it is already holding. Add more water and when it reaches boiling point, submerge a white-hot stone or iron within it so that the water overflows the brim. Rinse with cold water.
- If doing הלעגה on erev Pesach, be sure to finish before זמן אכילת חמץ סוף. Some have the custom to kasher three days before Pesach.²⁷

26. One can use the following to remove rust: lemon juice, vinegar, baking soda, steel wool or rust remover.

27. קל ליבון גמור may be done on Chol hamoed if it wasn't done before, but it's not recommended to leave it till then, as one may forget and use it without ליבון.

TEVILAS KEILIM UTENSILS IMMERSION

DISH DIPPING IN A MINI-MIKVEH

PRIOR TO INITIAL USE

What is the original source for *tevilas keilim*?

In *Parshas Matos* (*Bamidbar* 31:21) the Torah relates that following the war against Midyan, the Jewish nation was commanded to immerse all eating and cooking utensils that they had captured as spoils of war before using them. This requirement came in addition to the obligation to *kasher* these utensils with scalding water or fire to remove the penetration of non-kosher foods. Most halachic opinions concur that immersion of utensils is a Biblical obligation—*de'Oraisa*.

What is the basic definition of this *mitzvah*?

All utensils made of metal, glass, or similar material that had belonged to a non-Jew and now belong to a Jew and are used to prepare, serve, or store food and beverages must be ritually immersed before they can be used.

A utensil rented or borrowed from a non-Jew does not require *tevila*.

What is the reason for this *mitzvah*?

This commandment is a *chok* (supra-rational decree of Hashem). However, the following rationale was provided: Ritual immersion serves to purify the utensils from the spiritual impurity of non-Jewish ownership and to induct them into the sanctity of the Jewish nation. It is comparable to a convert's immersion in a *mikveh*.

In *Likkutei Sichos* the Rebbe explains at length that according to *peshat* (the literal meaning) there is another reason (that also fits well with the halachic rationale) for immersing utensils prior to initial use: to purge the utensils of the potential for non-kosher contamination.

To clarify: A utensil, that was owned by a non-Jew but not used by him, nevertheless was subject to potential contamination via non-kosher food during that time. Ritual immersion purifies the utensil of the negative influence caused by potential contamination.

Do utensils that have never been used require immersion?

Absolutely. As explained above, the obligation to immerse applies whether or not the utensil had been used.

Is it permissible to use a utensil temporarily—just once—before immersion?

No. It is forbidden to use such a utensil even once before immersion. However, disposable utensils that are designed for one-time use may be used without immersion one time.

If one then decides to continue using the disposable utensil it is preferable that he

immerse it, but without reciting a blessing.

Do disposable aluminum pans require immersion?

A disposable aluminum pan that will be used just once does not require immersion. However, if one purchases such pans with the intention of reusing them, then according to many halachic opinions, they must be immersed without reciting a blessing before their first use. This applies regardless of whether one plans to line them with parchment paper and the like while baking, in which case the food will not come in direct contact with the pan. (There are many who are accustomed not to immerse disposable aluminum pans that they intend to use more than once. There are many *poskim* who defend the lenient practice, especially if the pans will be lined with parchment paper and the like.)

Bottles and cans that are sold with food inside them, such as coffee jars, do not require immersion for their initial use until they have been emptied of their original contents. If one then decides to continue using them for food-related purposes it is preferable that it be immersed, but without reciting a blessing.

Which type of utensils requires immersion?

All utensils used in the preparation, serving, and consumption of foods and beverages. This includes utensils used directly for eating such as cups, plates, bowls, cutlery, and the like, as well as utensils used for serving food or bringing food to the table, such as serving platters.

It also includes utensils used to cook, bake, fry, and the like—such as pots, pans, kettles, as well as their covers that come in contact with food or steam from the food.

Utensils that are used in food preparation and come in direct contact with food, such as peelers, grinders, and food processors require immersion.

Utensils that only partially prepare food, after which further major processing is required—such as a flour sieve, a raw-meat grinder, or a *shechitah* knife—should be immersed without reciting the blessing.

Utensils that do not come in contact with foods or beverages, such as bottle and can openers do not require immersion at all.

Utensils used for storage such as jars, cans, bottles, and containers that are used to store flour, sugar, and the like should be immersed without reciting a blessing. A container used to store food that is constantly wrapped while in storage, such as one that holds individually wrapped tea bags, need not be immersed. There are those who wish to be stringent and immerse them without reciting a blessing.

If one uses a storage container to serve food at the table, it requires immersion **with** a blessing like all serving utensils.

A nutcracker should be immersed without reciting a blessing.

If a utensil is made of many parts, only those parts that come in contact with food require immersion.

Does it matter what material the utensil is made of?

Introducing the laws of immersing utensils the Torah specifies six kinds of metal utensils that require immersion *mi'de'Oraisa* (on a Biblically binding basis). These are: gold, silver, copper, iron, tin and lead. In practice, every type of metal requires immersion, including stainless steel and aluminum.

Glass utensils (including Crystal, Pyrex, Duralex, and Coral) must be immersed *mi'de'Rabanan* (as per an enactment of our Sages). The law of metal was extended to glass since they resemble each other in that they can both be melted down and recycled.

Wooden, earthenware, stone, and paper utensils do not require immersion unless they are coated with metal or glass. Generally, a utensil that has a coating made from a material that requires immersion should be immersed without reciting a blessing. By contrast, if the entire surface (interior and exterior) is coated with metal (in contrast to glass), not merely for aesthetic appeal, it should be immersed with a blessing.

Utensils made from a combination of materials, some of which require immersion while others do not, should be immersed without reciting a blessing. However, if a utensil's chief function is accomplished via a material that requires immersion, and the utensil would be useless without this material, and this material also comes in direct contact with food—then it should be immersed with a blessing.

For example, an electric kettle may be made entirely of plastic, but the element that directly heats the water is made of metal. The kettle requires immersion with a blessing.

Metal utensils with handles fashioned from a material that does not require immersion must be fully immersed with a blessing—the entire utensil with its handles, all at once.

Plastic, nylon, and silicone tools do not require immersion according to the majority of halachic opinions. Some people are stringent and immerse them nevertheless, but without reciting a blessing. Metal utensils with a Teflon coating should be immersed without a blessing.

According to custom, porcelain utensils are immersed without reciting a blessing.

Is there an issue with immersing an item that does not require immersion?

Yes. An item that does not require immersion at all—according to all opinions—must not be immersed because doing so might lead one to inadvertently recite a blessing in vain.

Do electrical appliances require immersion?

Yes—even if there is a risk of damage to the appliance by immersing it. However, one may be lenient and immerse only the part of the appliance that directly receives the food or liquids without immersing the electrical cord. Nevertheless, the section of cord in immediate proximity to the appliance requires immersion along with the actual appliance. It is advisable to wait a considerable length of time (forty-eight hours or longer, if necessary) before using the appliance, so that it has time to fully dry before using it.

If there is concern over damage to the appliance it can be taken to a Jewish technician who can disassemble the appliance—so that it is no longer considered an appliance—and then reassemble it. The appliance will then be considered the product of Jewish manufacture and will not require immersion. For this method to be halachically valid, only a professional technician may dismantle and reconstruct the appliance. It is insufficient for the expert to simply remove and reattach the electrical cord.

Some suggest making an arrangement with a non-Jew, whereby the appliance is given to the non-Jew as a gift and then borrowed in return from him. In that case, the appliance technically remains the property of a non-Jew and does not require immersion. However, this method should not be employed because in actuality the appliance will constantly remain exclusively with the Jew.

A bread toaster is an example of an appliance that will most likely be damaged by immersion. There is room for leniency in such a case—it can be used without immersion as long as its electrical cord remains constantly plugged into an electrical outlet. Even in such a case, it is worthwhile taking a stringent approach and having the appliance dissembled and reconstructed by a Jewish technician, so that it will be considered manufactured by a Jew.

How do intervening substances impact the immersion?

Every part of a utensil requiring immersion must come in direct contact with the water. Any substance that will act as a barrier to prevent complete contact with the water must be removed from the utensil prior to immersion. Examples of such substances are rust, residual glue, labels and adhesives.

If the substance is found on a minor portion of the utensil, to the extent that most people (including the actual owner) would simply ignore it, the immersion will be valid even if it was not removed.

Valuable labels that the owner specifically desires to leave attached to the utensil, such as quality brand names that raise the utensil's value, may be left attached even during immersion, provided they cover only a minor area of the utensil.

One should not hold the utensil during its immersion, because his hands will prevent the waters from fully contacting every area of the utensil. If he must keep a hold of the utensil, he should hold it very loosely.

Another option is to change the position of one's hands from one part of the utensil to another while the utensil is underwater. This way, at least for the brief moment it takes to switch position, the water will be in contact with the entire utensil.

Another suggestion is to put one hand into the water and then, with the first hand still underwater, lower the second hand that is holding the utensil into the water, so that it comes to rest on the first hand.

What is the halachic status of food placed in a utensil that was not immersed?

The food is permissible to be eaten. However, it should not be eaten while it remains in

that utensil. It should be transferred and eaten from a non-problematic utensil.

One who eats at the home of someone who does not yet observe the *mitzvos* must assume that his host has not immersed any utensils that require immersion. As a result, even if for whatever reason *kashrus* is not a concern, he should nevertheless avoid eating directly from—or with—his host's utensils.

What if there is a doubt regarding the necessity of immersion?

If there is a doubt as to whether a particular utensil requires immersion, one should immerse it without reciting a blessing.

The manufacturers of many products in the USA are Jewish. Do American products require immersion?

Utensils purchased directly from a factory that is jointly owned by a Jew and a non-Jew require immersion but without reciting a blessing. (Some *poskim* do require a blessing in such a case.)

If the factory is Jewishly owned but the workers are non-Jewish, its products require immersion but without reciting a blessing.

If there is doubt as to whether the factory owners are Jewish, the utensils require immersion. Furthermore, if it is not possible to clarify the nature of the factory's ownership a blessing must be recited over the immersion, because the majority of factories are owned by non-Jews. (According to some opinions a blessing is not recited in this case.)

It is important to note that even if a product was manufactured by a Jew, if it has since been sold to a non-Jewish outlet, store, or the like, it acquired the influence of non-Jewish ownership. Regardless of the product's origins, one who now purchases the product from a non-Jewish source must immerse it with a blessing.

What type of *mikveh* is good for immersing utensils?

Not every men's *mikveh* is kosher for immersing utensils. As described earlier, the obligation to immerse utensils acquired from a non-Jewish source is of Biblical origin - *de'Oraisa*. In that case, the *mikveh* must likewise meet the Biblical definitions of a kosher *mikveh*.

The construction of such a *mikveh* requires the oversight of experts in the laws of *mikveh*, with continual oversight for the duration of its operation to ensure that it does not become invalid in some way. One who wishes to immerse utensils in a *mikveh* located within a store should first ascertain that the *mikveh* was recently examined by expert *rabbanim*.

It should be noted that the *mikveh* located in the store adjacent to the offices of the Badatz was constructed under the guidance of expert *rabbanim*, through the efforts of the *rabbanim* of the Badatz. It is kosher to the highest standards.

The outdoor *keilim* mikvah on Kingston Avenue between Crown and Carroll was also renovated under the guidance of the *rabbanim* of the Badatz.

Please note that these locations have been updated for Pesach 5783. The status of any mikvah should be confirmed periodically to ensure that it is still in good repair halachically.

Can anyone perform the immersion?

Any male or female over the age of *bar* or *bas mitzvah* may perform the immersion, provided they are *shomer* Shabbos.

Some are stringent and only allow individuals who are halachically considered having entered adulthood to immerse utensils that require immersion *mi'de'Oraisa*.

A child may perform the immersion as long as an adult stands next to him and can vouch for the child having conducted a valid immersion. Theoretically, even if a utensil is immersed properly of its own accord, without human intervention, the immersion is valid.

Therefore, if one sends a minor to immerse utensils he must receive an adult's report that the immersion was valid. For example, he may send a cell phone with the child so that an adult present at the *keilim mikveh* may call the parent and report on the validity of the immersion.

One may rely on a child's immersion of utensils that require immersion *mi'deRabanan* (although some opinions are stringent even in this case).

What exactly does the immersion process involve?

The first step is to fully pay for the purchase of the utensil. If the purchase has not been fully completed, the immersion is invalid because the utensil has not yet passed from the vendor's ownership to the buyer's ownership.

If a utensil requires *hagalah* for purposes of *kashrus*, that step must be conducted prior to immersion.

The utensil must then be prepared for immersion by removing any substance that could intervene between the utensil's surface and the waters of the *mikveh*.

The utensil is then held in the right hand (a left-handed person holds it in his left hand) and a blessing is recited—provided that the utensil requires immersion with a blessing according to the rules explained above.

The blessing for immersing a single item is: *Baruch Atta ... asher kideshanu b'mitzvosav ve-tzivanu al tevilas keili* (“...who sanctified us with His commandments and instructed us regarding the immersion of a utensil”). For multiple items the final word is replaced by the plural—*keilim* (“...of utensils”).

It is best to immerse an item that does not require a blessing together with one that does require a blessing. This way the blessing recited on the latter can include the former. The item that requires immersion with a blessing should be immersed first, immediately after the blessing.

The entire utensil must be immersed at once, not first one part of the utensil and then the

rest of it. Some are accustomed to immersing each item three times.

One should not speak from the moment he recites the blessing until after immersing the last of his items that require immersion.

An item that is comprised of distinct parts, such as a meat grinder, should be immersed fully assembled, as if it were to be used for its intended function, even if some of its parts do not require immersion altogether. It should not be immersed in parts. Nevertheless, if it was immersed in separated parts, the immersion remains valid. Under pressing circumstances, it may be immersed in parts to begin with. In such a case, care should be taken to ensure that it is *entirely* separated into parts. Needless to say, if the each part of a utensil or appliance is intended to be used separately, then each part should be immersed separately.

Utensils may be immersed while resting inside a basket, net, or the like that has many holes. The basket or net should be shaken back and forth while underwater so that the water reaches every part of the utensil. More than one utensil may be placed alongside each other in such a basket, as long as they are not stacked on top of each other.

Pots and containers must be immersed with their openings facing upwards or to one side, but not facing downwards, so that the water can fill them entirely. To be certain that the water has reached every part of the utensil, it should be lowered into the water slowly while held at an angle so that the water can flow and fill the entire utensil. A narrow vessel should be left in the water for some time to ensure that the water reached all parts of the vessel.

Is there an issue with immersing items that were purchased in order to give as gifts?

Yes, this is problematic. Items may not be immersed until they have entered the ownership of the end user. Therefore, the recipient of such gifts may not rely on the fact that they were immersed by the giver beforehand. One who nevertheless wishes to immerse an item on behalf of the intended recipient must first have the intention to acquire the item on behalf of the recipient and only then may he immerse it on that recipient's behalf. The recipient should obviously be informed about this *tevila*.

There is room to suggest that one who sends a utensil filled with food, as is often done with *mishlo'ach manos* that is distributed on Purim, should indeed immerse the utensil before giving it to the recipient. Since there is some doubt about this obligation, he should seek to avoid the obligation altogether by not allowing the food to directly contact the utensil. Instead, the foods should be placed in a bag before being placed in the utensil. Simply lining the utensil with baking parchment and the like is not considered a sufficient barrier between the food and the utensil in this case. The recipient will then later immerse the utensil with a blessing upon receiving the gift.

Store owners must not sell items labeled as having been immersed because immersion

performed by a vendor prior to selling the item does not absolve the buyer from the obligation to immerse that item once it falls under his ownership.

Is it necessary to immerse *chametz* utensils after Pesach because they were sold and then repurchased from a non-Jew?

In *Likkutei Sichos*, the Rebbe explains at length that this is unnecessary because although the non-Jew could technically make use of the *chametz* utensils during Pesach, it is a scenario of extreme improbability.

Where are the detailed laws of *tevilas keilim* recorded?

There are copious sources, but here are some basics:

Shulchan Aruch, Yoreh De'ah, 120; *Shulchan Aruch Admur HaZaken*, 323:8, 451:70, 452:25, 159:21 (also see 161:1-7 [laws of intervening substances that apply to hand washing and bodily immersion]); *Kitzur Shulchan Aruch*, 37; *Tevilas Keilim* (authored by HaRav Tzvi Kohen); *Kashrus Keilim* (authored by HaRav Yisachar Chazan).

MATERIAL	NEEDS TEVILA	NEEDS BRACHA
All Metals (gold, silver, copper, iron, tin, lead, stainless steel, aluminum)	YES	YES
All Glass (crystal, pyrex, duralex, and corelle)	YES	YES
Wooden	NO	NO
Wooden coated with metal or glass	YES	NO*
Earthenware	NO	NO
Earthenware coated with metal or glass	YES	NO*
Enamel	YES	NO
Stoneware coated with metal or glass	YES	NO*
Paper, Styrofoam	NO	NO
Paper coated with metal or glass	YES	NO*
Metal with teflon or enamel coating	YES	NO
Porcelain	YES (as per custom)	NO
Disposable Aluminum Pans	NO	NO
Disposable Aluminum Pans intend to re-use	YES (Some are lenient)	NO
Jars bought with food inside	NO	NO
Jars bought with food inside once emptied and intend to re-use	YES	YES
Plastic, Nylon, Silicon, Rubber	NO (Some are stringent)	NO
Utensils made of mixture of required + not required	YES	NO

*) If both interior and exterior are coated with metal (in contrast to glass) and not merely for aesthetic appeal, it should be immersed with a bracha.

UTENSILS	NEEDS TEVILA	NEEDS BRACHA
Used for food preparation	YES	YES
Used for serving	YES	YES
Used for eating & drinking (cups, plates, bowls, cutlery etc)	YES	YES
Used to cook, bake, fry, etc (pots & pans, covers)	YES	YES
Peelers, food processors, grinders	YES	YES
Partially prepare food (flour sieve, raw meat grinder, schechita knife)	YES	NO
Bottle or can opener	NO	NO
Used for storage	YES	NO
Used for storage, doesn't come in contact with food because wrapped (tea bags)	NO (some are stringent)	NO
Barbeque grill	YES (only the grill)	YES
Nut Cracker	YES	NO

TYPE OF UTENSIL	NEEDS TEVILA	NEEDS BRACHA
Bought in factory jointly owned by Jew	YES	NO
Owned by Jew, non-Jewish workers	YES	NO
Doubt if factory owned by Jew	YES	YES*
Manufactured by Jew, sold by non-Jew	YES	YES
Electric Appliance	YES	YES
Plastic Electric Appliance with metal heating element	YES	NO
Even for first time use	YES	YES

*) if cannot confirm if most factories are non-Jewish. Some omit Bracha

“Oops! I made a mistake...”

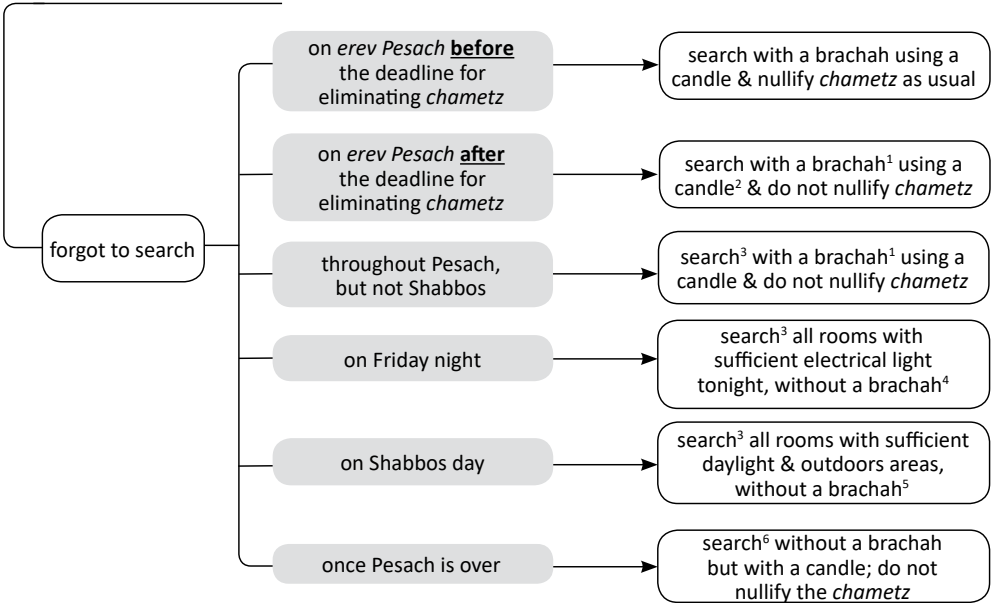
on Pesach 5783

What did I do?

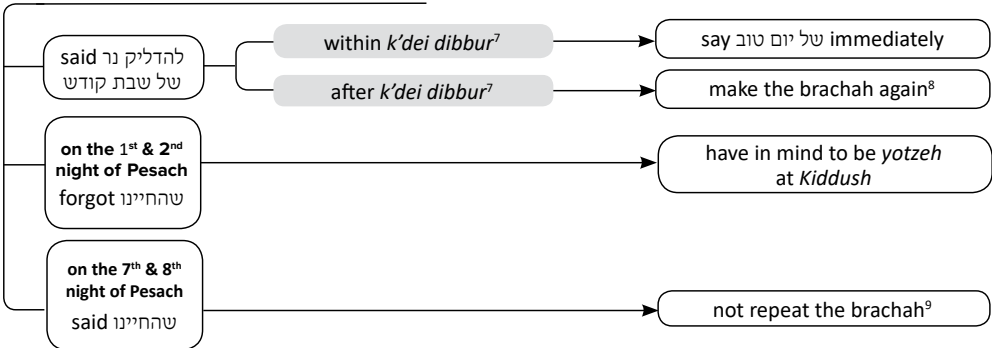
When did I remember?

Now I should...

Bedikas Chametz



Candle Lighting for Yom Tov



Notes

1. If you sold your *chametz*, ask the Rav whether you should say a brachah on the search (since most contracts these days include a clause for chametz that is at large).
2. If you find *chametz*, burn it immediately and completely.
3. If you find *chametz* on Shabbos or Yom Tov, cover it with an inverted bowl so it should be hidden from sight and not mistakenly consumed. (You may move it to a more concealed area only indirectly.) On *motzoei Shabbos* (first days) or *motzoei Yom Tov* (second days), burn it.
If you find *chametz* on Chol Hamoed burn it immediately and completely.

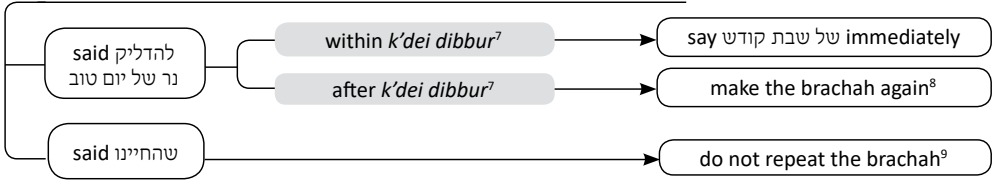
4. Search places only lit by daylight (and outside areas) the next day. All other spaces should be searched on *motzoei Shabbos* using candlelight.
5. All other spaces should be searched on *motzoei Shabbos* using candlelight.
6. If you find *chametz*, burn it immediately and completely.
7. the (short) amount of time that it would take to say the words: *Shalom alecha Mori V'Rabbi*.
8. for as long as the candles remain lit.
9. After viewing the candles, say: ברוך שם כבוד מלכותו לעולם ועד

What did I do?

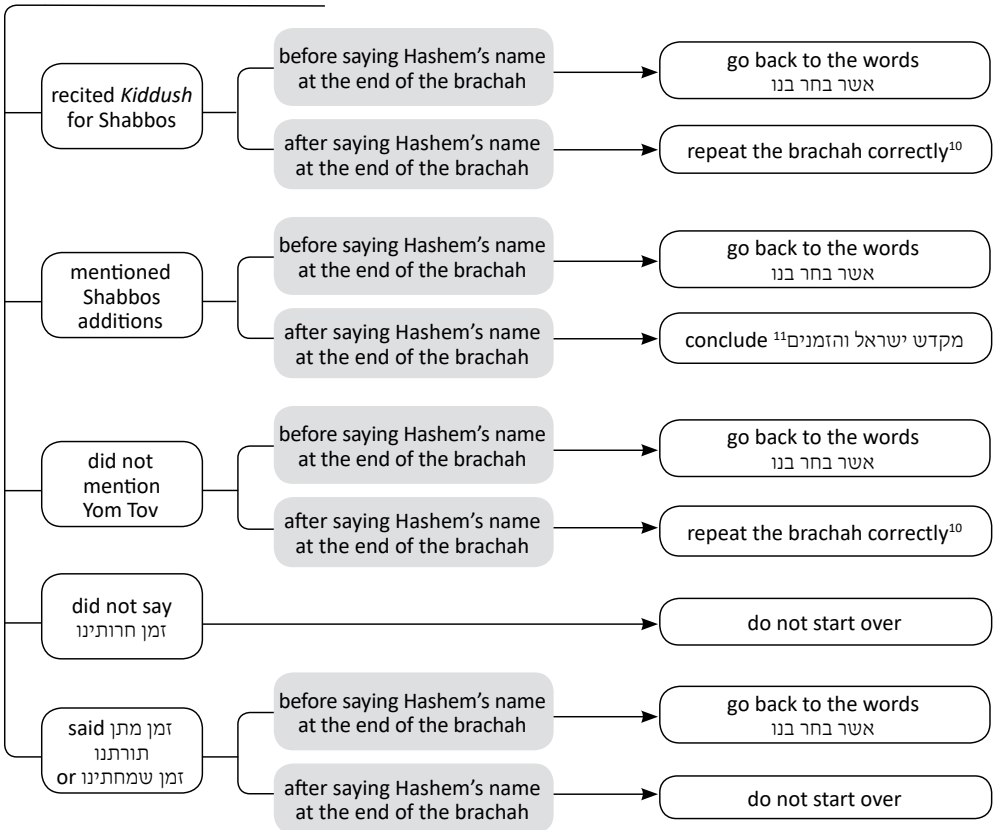
When did I remember?

Now I should...

Candle Lighting for Erev Shabbos Chol Hamoed



Kiddush for Yom Tov



Notes

10. and repeat בורא פרי הגפן.

11. If you concluded with מקדש השבת וישראל והזמנים: within

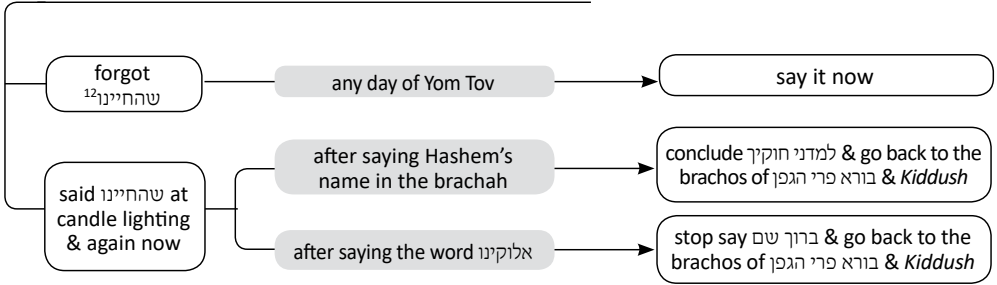
k'dei dibbur, say the correct version immediately; if *k'dei dibbur* has passed, repeat בורא פרי הגפן and then say the brachah correctly.

What did I do?

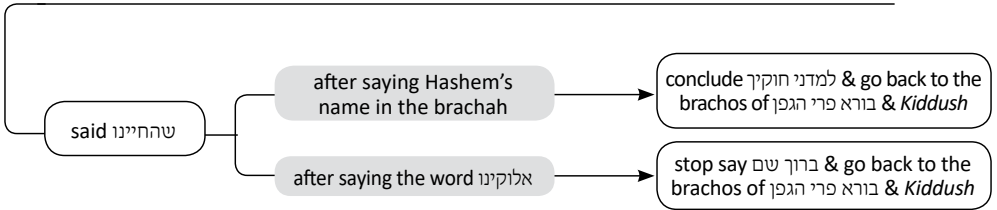
When did I remember?

Now I should...

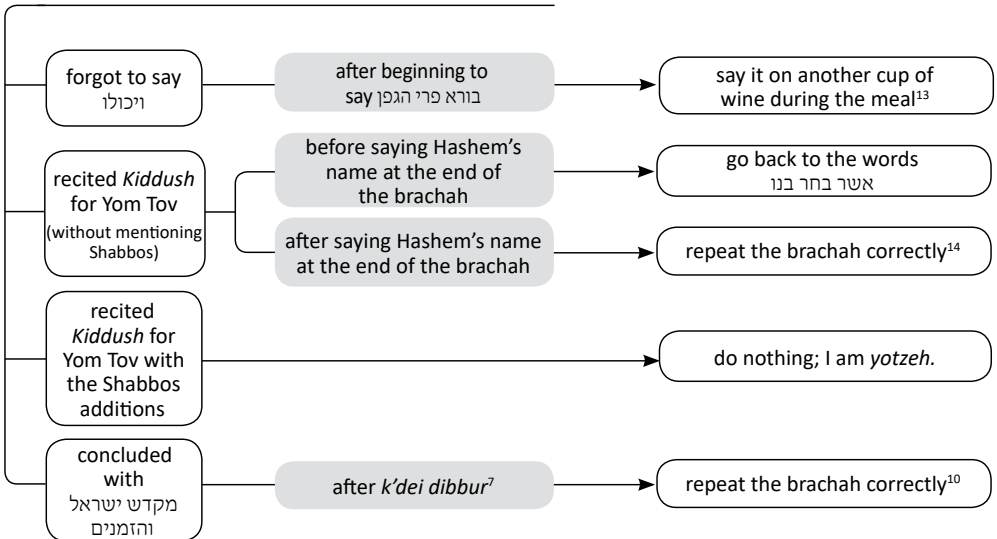
Kiddush for the 1st & 2nd Night of Pesach



Kiddush for Shabbos Chol Hamoed, the 7th & 8th Night of Pesach



Kiddush for Friday night Chol Hamoed



Notes

12. Even if you forgot only the second night's brachah.

13. but do not repeat הגפן בורא פרי, unless you had specific

intent not to drink extra wine during the meal.

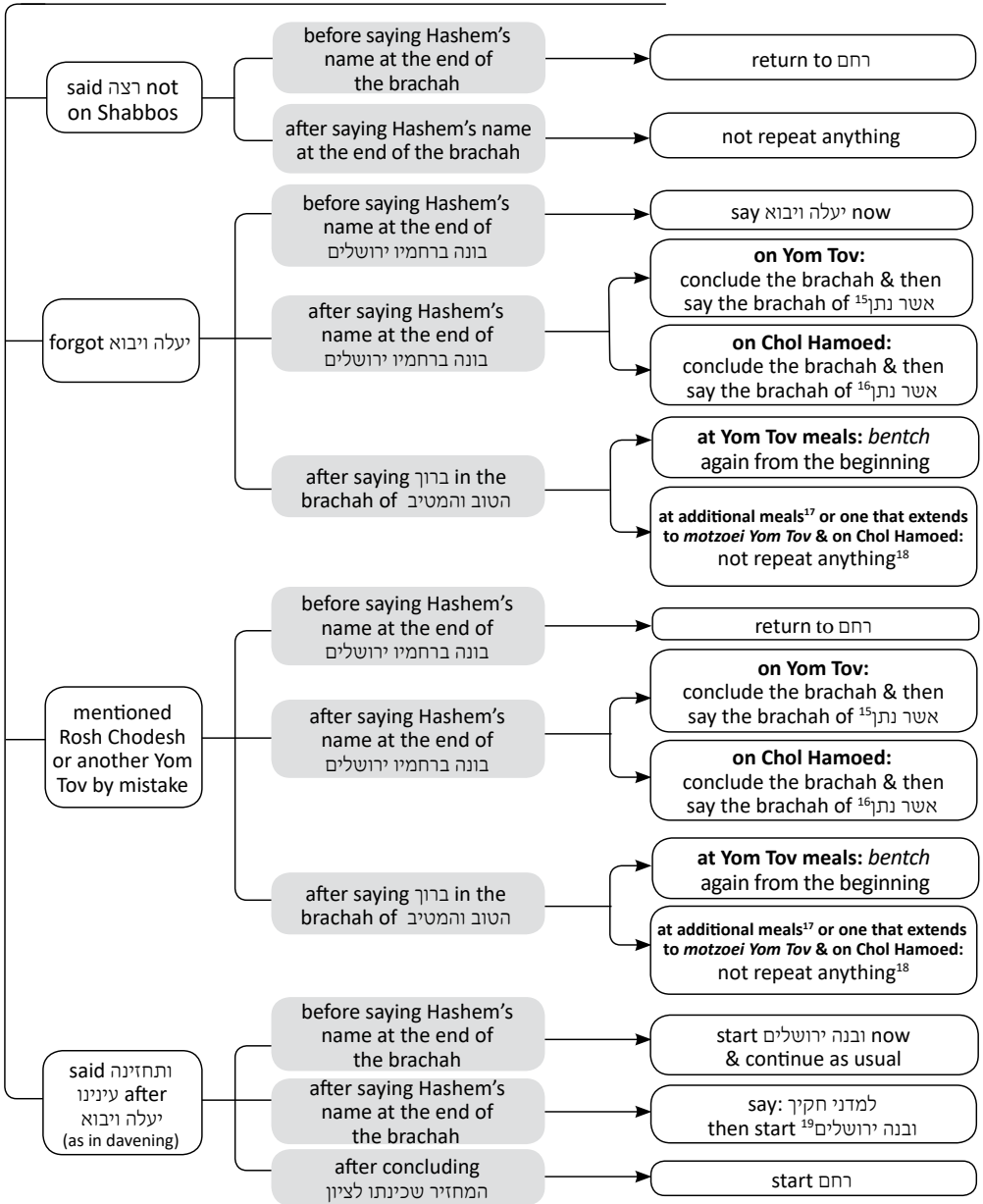
14. and repeat הגפן בורא פרי.

What did I do?

When did I remember?

Now I should...

Birchas Hamazon for Yom Tov or Chol Hamoed



Notes

15. as it says in the Siddur:
 ברוך אתה ה' אלוקינו מלך העולם אשר נתן ימים טובים לעמו ישראל לששון ולשמחה את יום חג המצות הזה. ברוך אתה ה' מקדש ישראל והזמנים.

16. as it says in the Siddur:
 ברוך אתה ה' אלוקינו מלך העולם אשר נתן ימים טובים לעמו ישראל לששון ולשמחה את יום חג המצות הזה.

If you also forgot *Retzei* on Shabbos Chol Hamoed, say:
 ברוך אתה ה' אלוקינו מלך העולם שנתן שבתות למנוחה לעמו ישראל באהבה

לאות ולברית ומועדים לששון ולשמחה את יום חג המצות הזה. ברוך אתה ה' מקדש השבת וישראל והזמנים.

17. any washing meal that is not one of the obligatory night and day *seudos*.

18. If you err and begin *bentching* again, then realize your mistake, stop immediately, even in middle of a brachah.

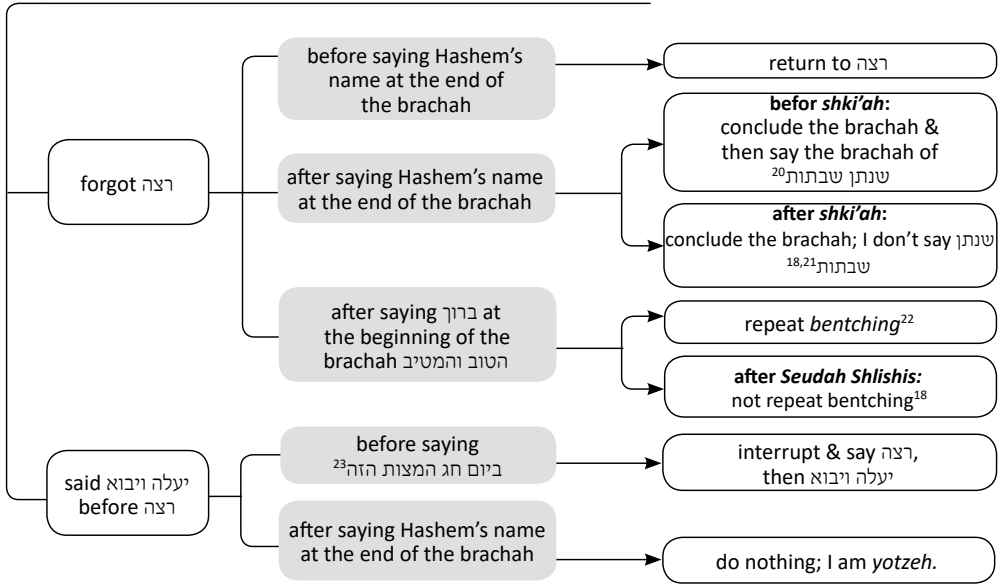
19. If you already said, בונה ברחמינו ירושלים, you are *yotzeh*.

What did I do?

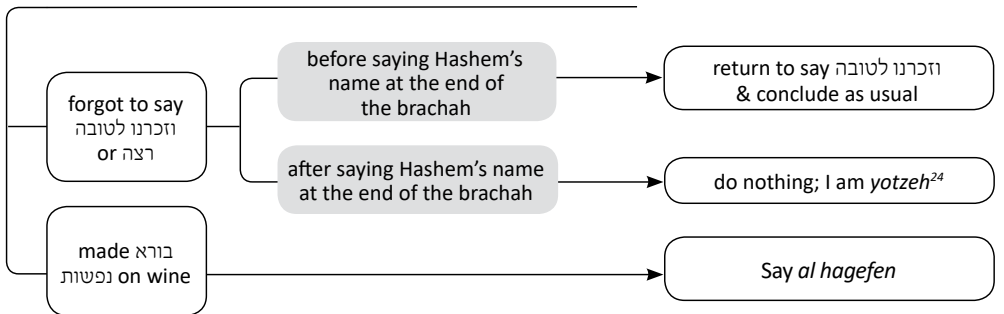
When did I remember?

Now I should...

Birchas Hamazon on Shabbos Chol Hamoed



Me'ein Shalosh on Yom Tov & Chol Hamoed



Notes

20. as it says in the Siddur:

ברוך אתה ה' אלוקינו מלך העולם שנתן שבתות למנוחה לעמו ישראל באהבה לאות ולברית. ברוך אתה ה' מקדש השבת.

If you also forgot *ya'aleh veyavo*, you say:

ברוך אתה ה' אלוקינו מלך העולם שנתן שבתות למנוחה לעמו ישראל באהבה לאות ולברית ומועדים לששון ולשמחה את יום חג המצות הזה. ברוך אתה ה' מקדש השבת וישראל והזמנים.

21. but if you also forgot *ya'aleh veyavo*, say:

ברוך אתה ה' אלוקינו מלך העולם שנתן שבתות למנוחה לעמו ישראל באהבה

לאות ולברית ומועדים לששון ולשמחה את יום חג המצות הזה.

22. and say *ya'aleh veyavo* again.

23. even if you remember after saying the מצותות הזה or even completed *ya'aleh veyavo* altogether, it is better to repeat *Retzei* and then *ya'aleh veyavo* again.

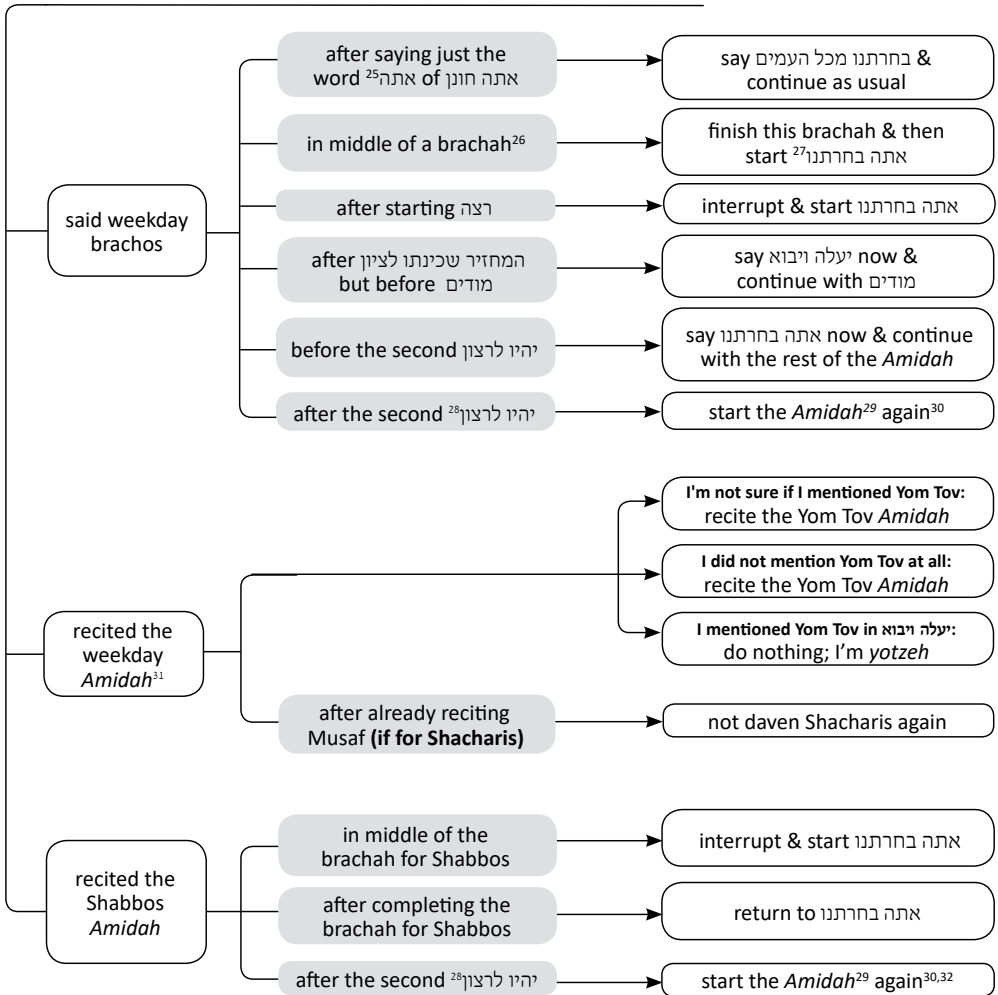
24. even when saying *Al Hamichya* on (Kosher for Pesach) *mezonos*, except if the *mezonos* is eaten instead of bread (in which case you repeat *Al Hamichya*).

What did I do?

When did I remember?

Now I should...

Yom Tov Amidah for Maariv, Shacharis & Minchah



Notes

- 25.** If you say just the first syllable of the word חונן (*cho-* or *chon-*), don't complete the brachah. If you are unsure if you said the complete word, finish the brachah.
- 26.** regardless of whether it's in middle of the first brachah of the weekday davening (אתה חונן) or a subsequent one.
- 27.** If you did not finish the weekday brachah and said אתה בחרתנו, but then realized you made a mistake, you don't go back to the weekday brachah.
- 28.** and you have also made the decision not to lengthen your *tefillah* with extra requests and supplications.
- 29.** You must first wait *k'dei hiluch daled amos* (the time it takes to walk six feet) before restarting the *Amidah*.
- 30.** If you remembered after the time has arrived for the next *tefillah*, say the *Amidah*, and then repeat it to make up for the earlier one. The earlier *tefillah* can only be compensated

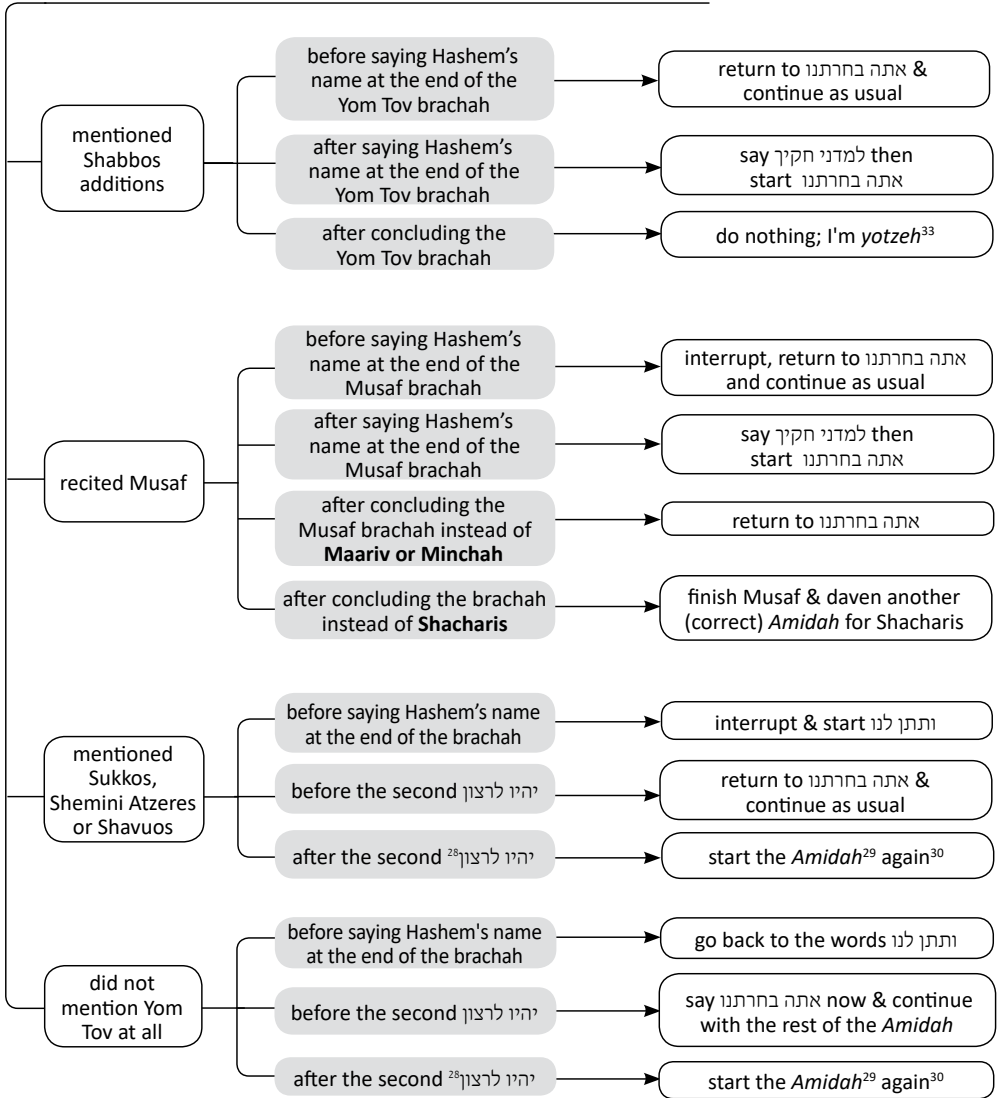
- as long as you are occupied with the following one; once you have finished davening, you are no longer able to make it up. See details (in Hebrew) on [#25750](http://www.asktherav.com)
- However, if you want to make up for Shacharis, and you already recited Musaf, you can no longer compensate for it.
- On *motzoei Shabbos* and *motzoei Yom Tov*, repeat אתה חוננתנו.
- If, on *motzoei Acharon shel Pesach*, you realize that you made a mistake in Minchah that day, you may repeat the *Amidah* after Maariv, but only as a *tefillas nedavah* (a "bonus", i.e., non-obligatory).
- 31.** If you're unsure if you davened for weekday or Yom Tov, it is inconclusive whether you should say the *Amidah* again. You should listen to the *chazzan's* repetition with the intent to be *yotzeh* through him.
- 32.** Even if you mentioned Yom Tov in *ya'aleh veyavo*, you are not *yotzeh*.

What did I do?

When did I remember?

Now I should...

Yom Tov Amidah for Maariv, Shacharis & Minchah



Notes

33. If you concluded in the correct way with מקדש ישראל והזמנים, it is still best to listen to the *chazzan's* repetition with the intent to be *yotzeh* through him. If you

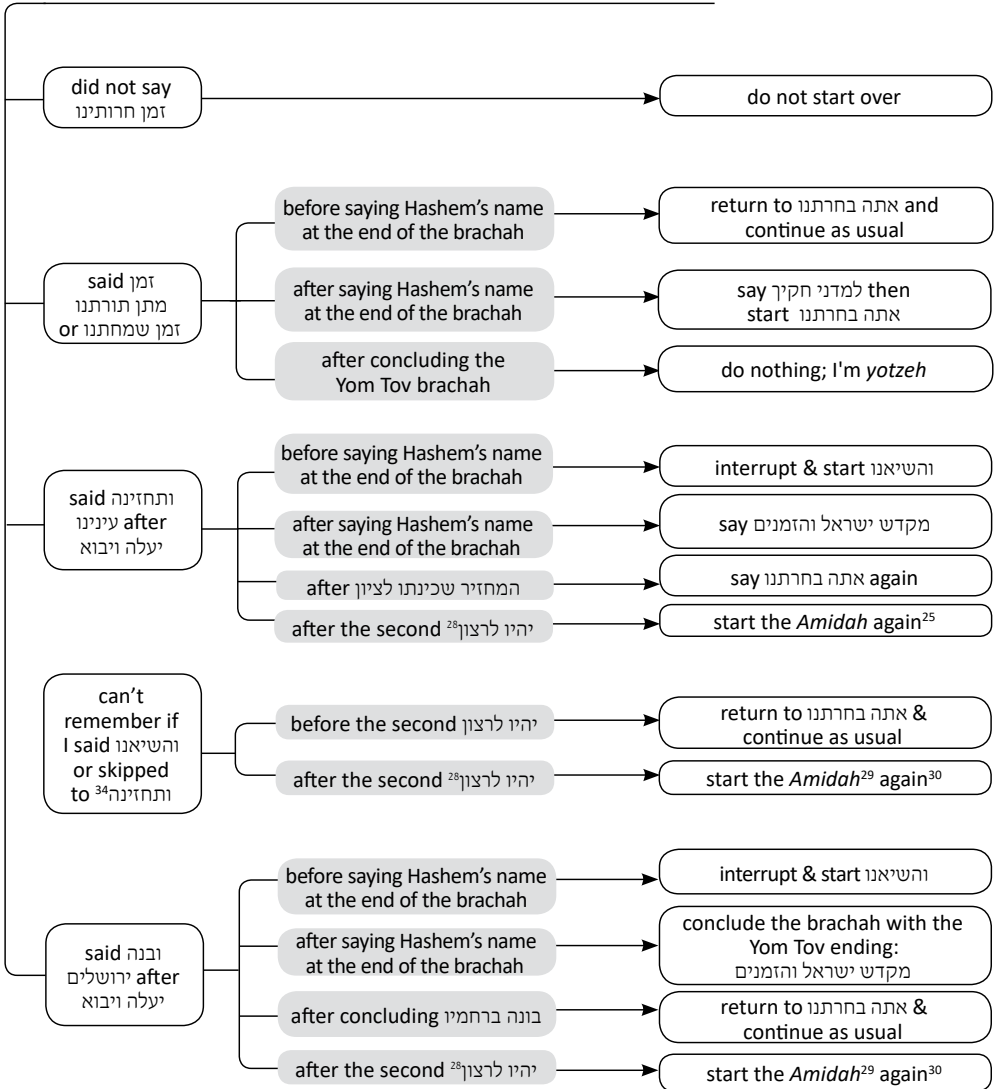
concluded with השבת ישראל והזמנים: within *k'dei dibbur*, say the correct version immediately. If *k'dei dibbur* has passed, go back to אתה בחרתנו.

What did I do?

When did I remember?

Now I should...

Yom Tov Amidah for Maariv, Shacharis & Minchah



Notes

34. if you are davening by heart

What did I do?

When did I remember?

Now I should...

Chol Hamoed Amidah for Maariv, Shacharis & Minchah



Notes

35. or if you are not sure what you said.

36. If you remembered after reciting Hashem's name at the

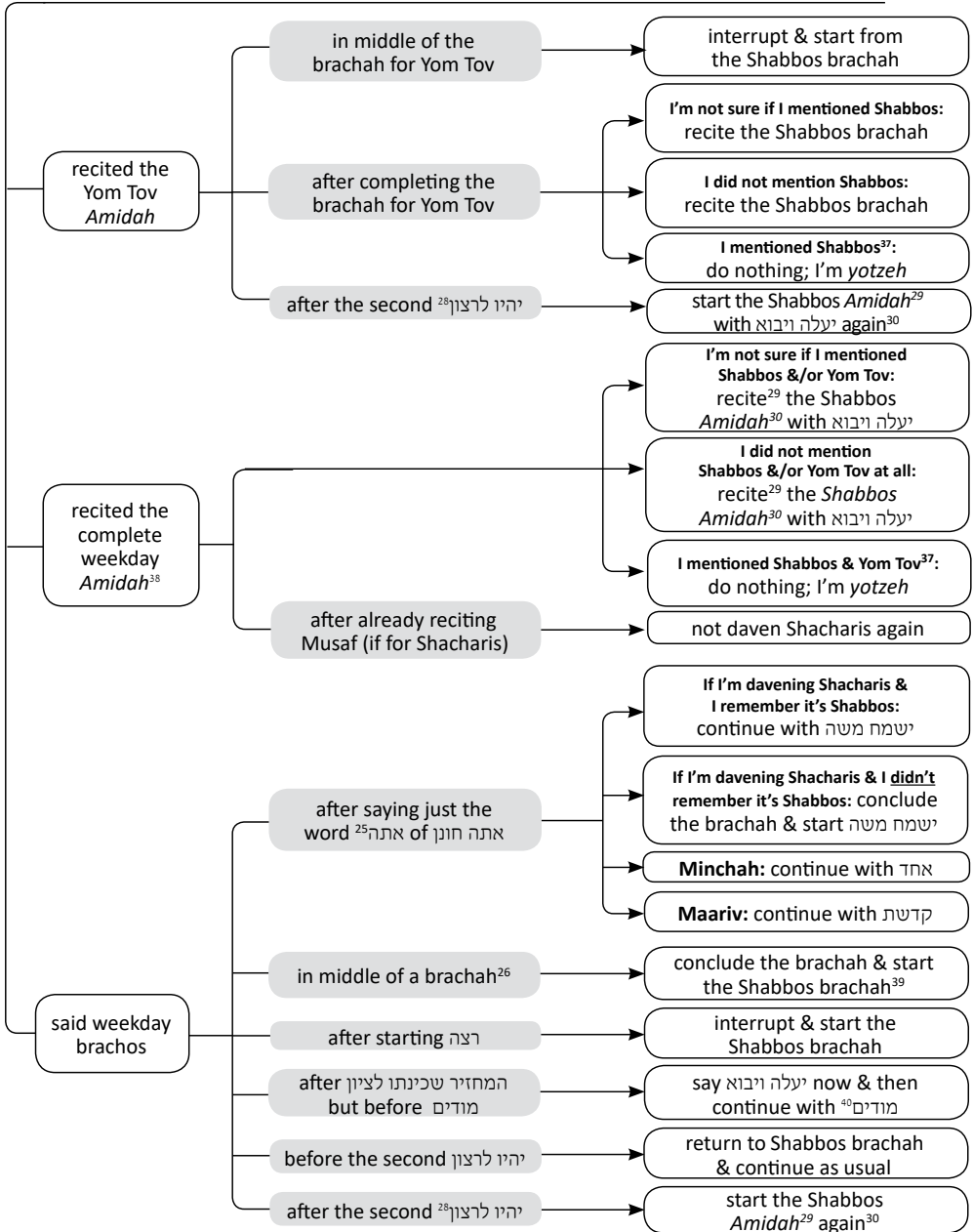
end of the brachah of הטוב שמך or ישראל בשלום את עמו ישראל בשלום, say למדני חוקיך and go back to Retzei.

What did I do?

When did I remember?

Now I should...

Shabbos Chol Hamoed Amidah for Maariv, Shacharis & Minchah



Notes

37. regardless of whether you mentioned Shabbos in the middle or at the end of the brachah.
 38. If you're unsure if you davened for weekday or Shabbos, it is inconclusive whether you should say the Amidah again. You should listen to the chazzan's repetition with the intent to be yotzeh through him.

39. If you did not finish the weekday brachah, but stopped in middle and continued with the regular Shabbos version, and realize your mistake only after you concluded השבת, you do not go back to the weekday davening.
 40. and also mention Shabbos, as follows:

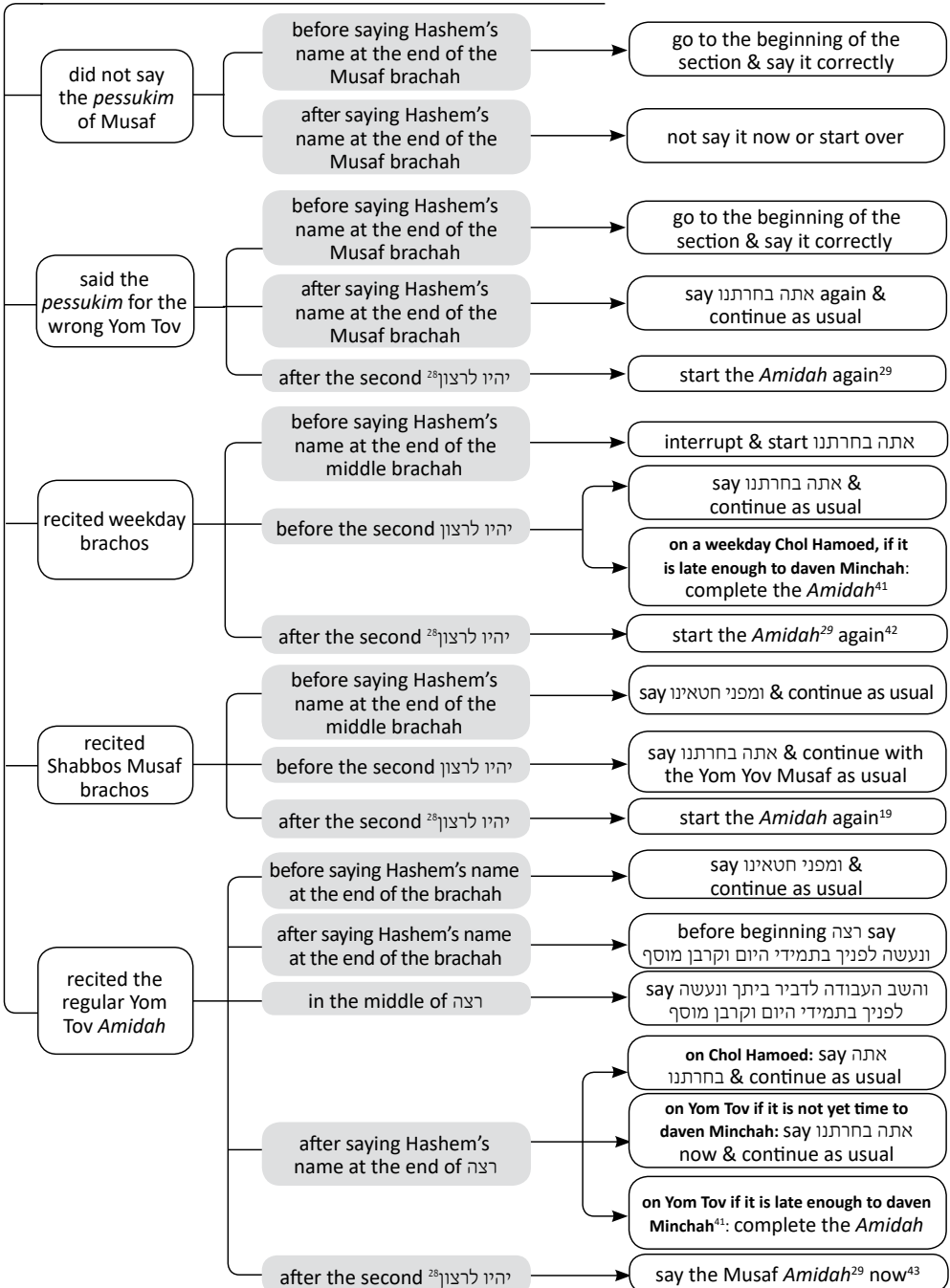
ביום השבת הזה וביים חג המצות הזה, זכרון וכו'

What did I do?

When did I remember?

Now I should...

Musaf Amidah for Yom Tov or Chol Hamoed



Notes

41. This *tefillah* will be considered Minchah; then go back and daven Musaf

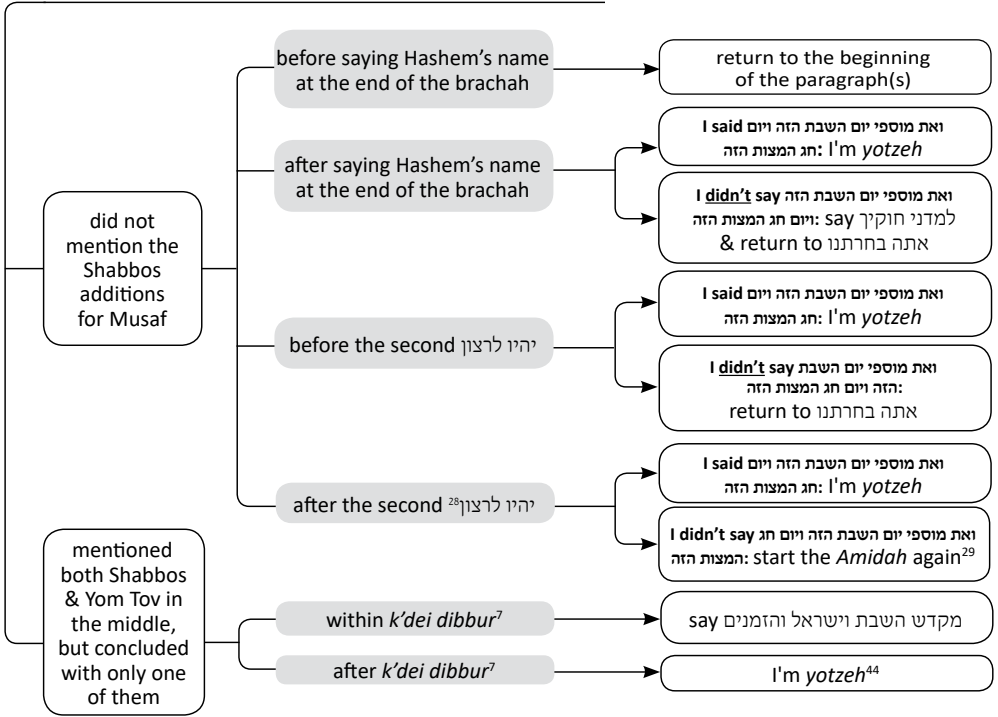
42. If it is already possible to daven Minchah, it will be considered as such.

What did I do?

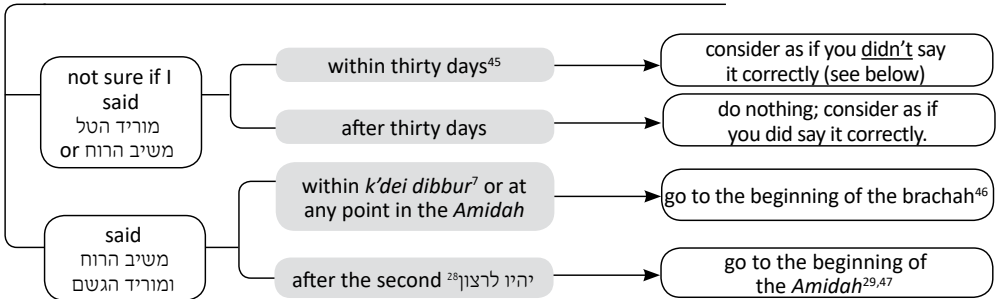
When did I remember?

Now I should...

Musaf Amidah for Shabbos Chol Hamoed



Amidah for the Summer (From Musaf of the 1st Day of Pesach until Shacharis of Shemini Atzeres)



Notes

43. If it is already possible to daven Minchah, it will be considered as such.

44. It is best to listen to the chazzan's repetition with the intent to be yotzeh through him.

45. until Maariv of the eve of 15 Iyar.

46. After the fact, if you corrected yourself immediately and

said Hashem's name at the end of the brachah, you do not repeat it. On a weekday, you can say another Amidah as a tefillas nedavah (a "bonus" prayer).

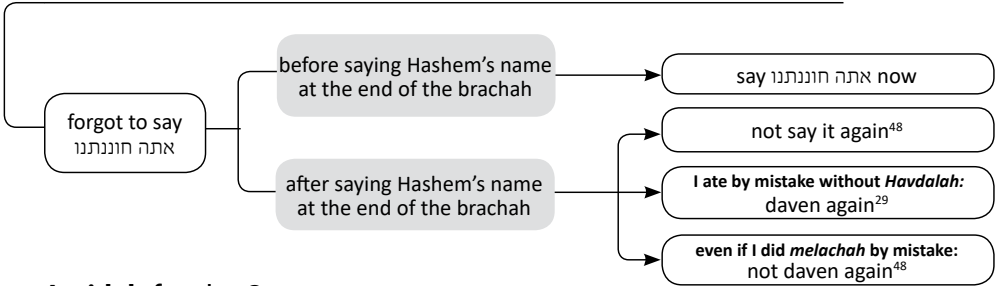
47. If you remembered after the time has arrived for the next tefillah, say the Amidah, and then repeat it to make up for the earlier one.

What did I do?

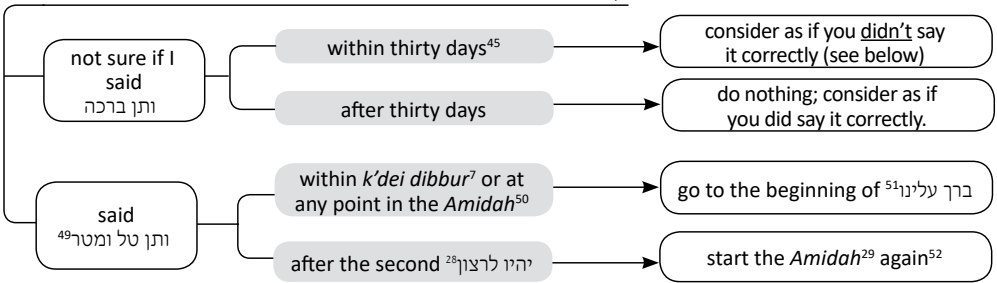
When did I remember?

Now I should...

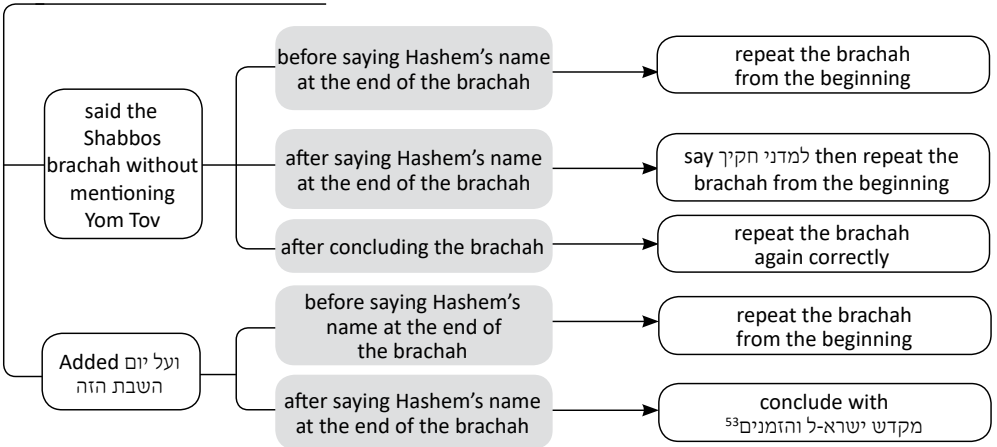
Amidah for Maariv on Motzoei Shabbos or Motzoei Yom Tov



Amidah for the Summer (From Maariv of 18 Nissan until Minchah of 22 Kislev)



Haftorah for Yom Tov



Notes

The earlier *tefillah* can only be compensated as long as you are occupied with the following one.

Once you have finished davening, you are no longer able to make it up. See details (in Hebrew) on [#25750](http://www.asktherav.com)

48. You are, however, still prohibited from work permitted on Yom Tov until you say: ברוך המבדיל בין קדש לחול

49. until Minchah of 17 Iyar.

50. If you remember after you say Hashem's name at the end

of the brachah (or any of the following brachos), say למדני חקיק and then go back to the beginning of ווקיקר.

51. After the fact, if you corrected yourself immediately and already said Hashem's name at the end of the brachah, finashe the *Amidah*. Then say another *Amidah* as a *tefillas nedavah*.

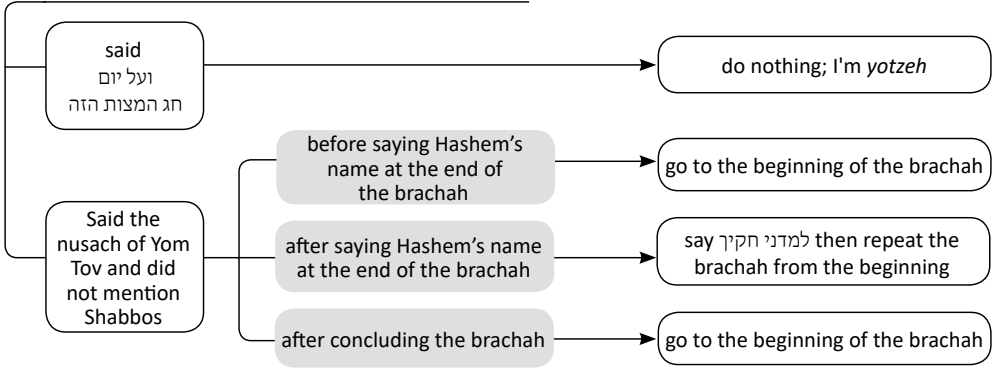
52. If you remember past the time to daven, say the *Amidah* of the next *tefillah* twice—the first will be obligatory, and the second a makeup. Musaf is the exception; it can be said throughout the afternoon, but cannot be made up once it is dark.

What did I do?

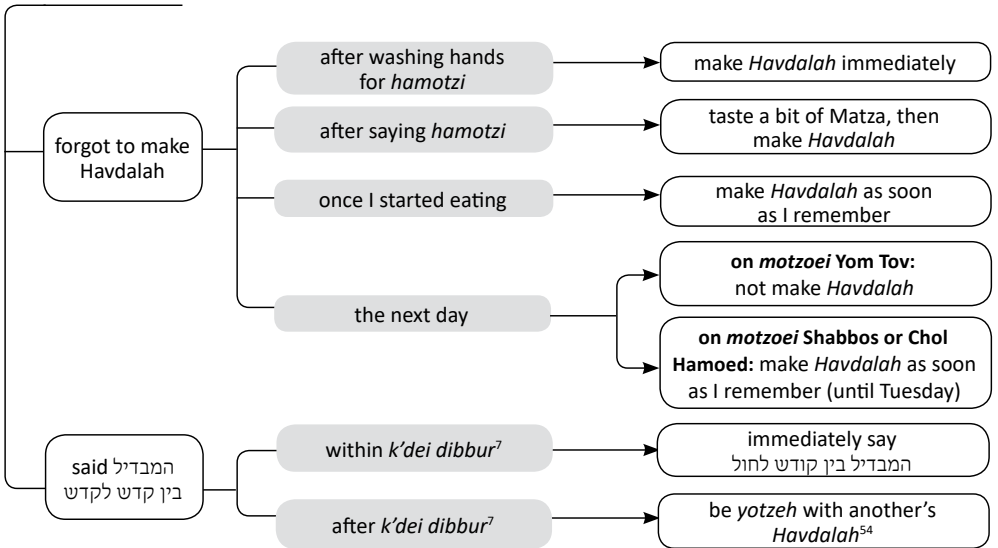
When did I remember?

Now I should...

Haftorah for Shabbos Chol Hamoed



Havdalah



Notes

If you remembered after the time has arrived for the next *tefillah*, say the *Amidah*, and then repeat it to make up for the earlier one.

The earlier *tefillah* can only be compensated as long as you are occupied with the following one.

Once you have finished davening, you are no longer able to make it up. See details (in Hebrew) on [#25750](http://www.asktherav.com)

If you made the mistake on erev Shabbos or erev Yom Tov,

you may repeat the *Amidah* after Maariv, but only as a *tefillas nedavah*.

53. If you concluded with ישראל והזמנים within *k'dei dibbur*, say the correct version immediately. If *k'dei dibbur* has passed, repeat the brachah correctly.

54. If there is no other *Havdalah* to listen to, you should repeat *Havdalah* correctly yourself and make a בורא פרי הגפן again.